



NOTTINGHAM CITY COUNCIL
BASFORD AND BESTWOOD AREA COMMITTEE

Date: Wednesday, 21 June 2017

Time: 4.30 pm

Place: LB 31-32 - Loxley House, Station Street, Nottingham, NG2 3NG

Councillors are requested to attend the above meeting to transact the following business

Corporate Director for Strategy and Resources

Governance Officer: Mark Leavesley **Direct Dial:** 0115 876 4302

1 APPOINTMENT OF CHAIR

2 APPOINTMENT OF VICE-CHAIR

3 APOLOGIES FOR ABSENCE

4 DECLARATIONS OF INTERESTS

If you need advice on declaring an interest, please contact the Governance Officer above, if possible before the day of the meeting

5 MINUTES

Last meeting held on 29 March 2017 (for confirmation)

3 - 22

6 ISSUES FROM COMMUNITY REPRESENTATIVES

Please contact the Neighbourhood Development Officer at least 3 days before the meeting with any issues you wish to raise

7 AREA BASED GRANTS

Gary Cawthorne, Bestwood Partnership

(a) Quarter 4 2016/17 update

23 - 30

(b) End of year 2016/17

31 - 42

(c) Delivery Plan 2017/18

43 - 48

8	POLICE UPDATE Inspector Fenwick to report	
9	NOTTINGHAM CITY HOMES Reports of Chief Executive, Nottingham City Homes	
	(a) Environmental Schemes	49 - 52
	(b) Performance	53 - 70
10	BASFORD AND BESTWOOD WARD REPORTS Report of Director of Neighbourhood Services	71 - 84
11	AREA CAPITAL FUND - 2017/18 PROGRAMME Report of Director of Neighbourhood Services	85 - 94
12	WARD COUNCILLOR BUDGET / DELEGATED AUTHORITY SPEND Report of Director of Neighbourhood Services	95 - 100

CITIZENS ATTENDING MEETINGS ARE ASKED TO ARRIVE AT LEAST 15 MINUTES BEFORE THE START OF THE MEETING TO BE ISSUED WITH VISITOR BADGES

CITIZENS ARE ADVISED THAT THIS MEETING MAY BE RECORDED BY MEMBERS OF THE PUBLIC. ANY RECORDING OR REPORTING ON THIS MEETING SHOULD TAKE PLACE IN ACCORDANCE WITH THE COUNCIL'S POLICY ON RECORDING AND REPORTING ON PUBLIC MEETINGS, WHICH IS AVAILABLE AT WWW.NOTTINGHAMCITY.GOV.UK. INDIVIDUALS INTENDING TO RECORD THE MEETING ARE ASKED TO NOTIFY THE GOVERNANCE OFFICER SHOWN ABOVE IN ADVANCE.

NOTTINGHAM CITY COUNCIL

BASFORD AND BESTWOOD AREA COMMITTEE

MINUTES of the meeting held at Loxley House, Station Street, NG2 3NG on 29 March 2017 from 4.30pm to 6.06pm

Membership

Present

Councillor Brian Grocock (Vice Chair)
Councillor Cat Arnold
Councillor Alex Norris
Councillor David Smith
Councillor Linda Woodings

Absent

Councillor Michael Wildgust

Colleagues, partners and others in attendance:

Chris Easton	-	Bestwood Church
Gary Cawthorne	-	Bestwood Partnership
Nick Burns	-	Senior Community Protection Officer
Mark Leavesley	-	Governance Officer
Dale Griffin)	Neighbourhood Development Officer
Gursharan Singh Nijran)	
Wade Adams	-	Nottingham City Homes Officer
Lisa Ball	-	Selective Licensing Manager
Chris Berry	-	Road Safety Team
Inspector Gordon Fenwick	-	Nottinghamshire Police
David Hobbs	-	Environmental Health Officer
John Hales	-	SALTAR

40 APOLOGIES FOR ABSENCE

Councillor Wildgust - personal
Michael Savage

41 DECLARATIONS OF INTERESTS

Chris Easton declared a personal interest in item 7, minute 46, as a landlord of property in the city, which did not preclude him from speaking.

42 MINUTES

(a) Confirmation

The Committee confirmed the minutes of the meeting held on 14 December 2016 as a correct record and they were signed by the Chair;

(b) Area Based Grants

Further to minute 33 dated 14 December 2016, Gary Cawthorne, Bestwood Partnership, updated the Committee on the latest position in regard to activities, events and performance during the period 1 January to 29 March 2017.

A copy of his report was handed around the table and is appended to these minutes.

43 ISSUES FROM COMMUNITY REPRESENTATIVES

Issues raised were grime hotspots and fly-tipping and whether enough was being done to reduce both, such as fines being given to offenders.

44 POLICE UPDATE

Inspector Fenwick, Notts Police, and SCPO Burns, Community Protection, updated the Committee on policing matters in the wards, including crime and arrest figures, local initiatives to address crime and anti-social behaviour and current police / Community Protection areas of focus.

RESOLVED to note the update.

45 ROAD SAFETY WARD REPORTS 2016

Chris Berry, Road Safety Project Officer, presented the report, which detailed accident trends and 'clusters' (four or more accidents at the same spot) within the wards over the last 5 years. The report highlighted problem areas as follows:

Basford

B682 Nottingham Road junction with Western Boulevard: 15 accidents / 21 casualties.

- This cluster spreads west to include the junction with Scotland Road;
- 3 casualties sustained serious injuries;
- At this site there has been 1 accident involving a pedestrian, 6 accidents involving pedal cycles, 1 involving a child and 1 involving a powered two-wheeler.

B6004 Southwark Street/David Lane junction with the B682 Vernon Road: 14 accidents / 23 casualties.

- 1 casualty sustained serious injuries;
- At this site there has been 1 accident involving a pedestrian, 4 accidents involving pedal cycles, 5 involving a child and 2 involving a powered two-wheeler.

B6004 Stockhill Lane junction with the A610 Nuthall Road: 12 accidents / 13 casualties.

- 1 casualty sustained serious injuries;

Basford and Bestwood Area Committee - 29.03.17

- At this site there have been 2 accidents involving a pedestrian, 2 accidents involving pedal cycles, 2 involving a child and 2 involving a powered two-wheeler.

A611 Hucknall Road junction with Arnold Road: 11 accidents / 13 casualties.

- At this site there have been 4 accidents involving a pedestrian, 1 accident involving pedal cycles and 1 involving a child.

B682 Vernon Road junction with Nottingham Road (mini roundabout): 12 accidents / 13 casualties.

- 1 casualty sustained serious injuries;
- At this site there have been 2 accidents involving a pedestrian and 2 involving a child.

Bestwood

A611 Hucknall Road junction with Kersall Drive: 6 accidents / 9 casualties.

- This cluster is on the boundary of the adjacent Basford and Bulwell Forest Wards;
- 1 casualty sustained serious injuries;
- At this site there have been 1 accident involving pedal cycles and 2 involving a powered two-wheeler.

A611 Hucknall Road junction with Arnold Road: 6 accidents / 15 casualties.

- At this site there have been 2 accidents involving a child, 3 involving OAPs and 2 involving a powered two-wheeler.

Bestwood Park Drive junction with Deer Park Drive: 5 accidents / 5 casualties.

- 2 casualty sustained serious injuries;
- At this site there have been 4 accidents involving pedal cycles.

Beckhampton Road junction with Bestwood Park Drive: 4 accidents / 4 casualties.

- At this site there have been 2 accidents involving pedestrians and 1 involving a child.

RESOLVED to note the report.

46 PROPOSAL FOR A SCHEME OF SELECTIVE LICENSING FOR PRIVATELY RENTED HOUSES

Lisa Ball, Strategic Planning and Performance Consultant, delivered a presentation to accompany the joint report of the Corporate Directors of Development and Growth, and Commercial and Operations, on a proposal to introduce a scheme of selective licensing for privately rented houses within the City to meet the commitment for quality housing for all.

The aim of the scheme is to ensure that privately rented accommodation meets a minimum standard and to reduce anti-social behaviour. The City Council's Executive Board have approved that public consultation is undertaken between January 16 and 31 March 2017, the outcome of which will determine if the scheme will be submitted to the Secretary of State for final approval.

The full consultation document can be found here:

<http://www.nottinghamcity.gov.uk/consultation-engagement-and-surveys/#housing>

The following points were highlighted and questions responded to:

- a) there will be a charge of £600 every five years to private rented landlords, reduced to £460 for accredited landlords. This will contribute to the cost of operating the scheme and will be used to support the aims of the scheme;
- b) if implemented, the scheme will operate alongside existing housing schemes such as that for Houses in Multiple Occupation (HMOs);
- c) although some wards within the City have relatively few private rented properties, such as Bulwell Forest, the whole City will be included within the scheme to ensure coherence;
- d) the proposed licensing scheme is part of an overall housing strategy which also includes a homelessness strategy. Homelessness organisations including the City Council Homelessness Team and Framework have been invited to take part in the consultation;
- e) in addition to ensuring that landlords are fully informed and aware of any new and emerging legislation, if landlords are having problems with tenants, the scheme will provide advice, support and training, support and advice will also be available for tenants having problems with their landlords;
- f) if agreed, the scheme will become compulsory and all private rented landlords who are not included in any other schemes, such as HMO's, will need to apply for a licence or be fined;
- g) if the standards of the scheme are not complied to, enforcement action will be taken;
- h) if agreed, the scheme could be in place by Spring 2018;
- i) details of how the accreditation panels will assess landlords are within the consultation document;
- j) random checks will be undertaken by Environmental Health colleagues on a variety of properties to ensure eligible landlords are registered;
- k) there are several similar schemes already operating throughout the country, but if agreed, few will be as large as the Nottingham model.

RESOLVED to note the proposed scheme and consultation process detailed within the report, and to encourage partners to actively contribute to the consultation process.

47 NOTTINGHAM CITY HOMES (NCH): PERFORMANCE AND ENVIRONMENTAL SCHEMES

(a) Performance

Wade Adams, Area Housing Manager, Nottingham City Homes, updated the Committee on performance against key issues and themes linked to local priorities and strategic themes for NCH, including the capital programme / major works, area regeneration / environmental issues, key messages from the Tenant and Leaseholder Congress, Tenant and Resident Association updates, area performance and positive publicity.

RESOLVED to note the update.

(b) Environmental Schemes

RESOLVED to note that there are no schemes for approval at this meeting and, as such, the remaining available balances are £95,055.70 (Basford) and £56,241.33 (Bestwood).

48 BASFORD AND BESTWOOD WARDS REPORT

Dale Griffin and Gursharan Nijran, Neighbourhood Development Officers, presented the report, which detailed current priorities and issues, and provided details of forthcoming events and activities, in the Basford and Bestwood wards.

During discussion, it was stated that the Committee thanks Community Protection Officers in both wards in regard to dog fouling, both in engaging with the public to prevent it, and in handing out fines to those guilty of allowing their animals to do it.

RESOLVED to note the report.

49 AREA CAPITAL FUND - 2016/17 PROGRAMME

Dale Griffin and Gursharan Nijran, Neighbourhood Development Officers, presented the report, which detailed the latest spend proposals under the Area Capital 2016/17 programme, including highways, footpaths and public realm.

RESOLVED

- (1) to approve the following public realm schemes, prioritised since the last meeting:

<u>Basford</u>	<u>Cost (£)</u>
Bagnall Road - excavate tree pits and repair footpath	1,630
River Leen footpath - lockable bollards / dropped kerb	1,972
Vernon Road - various tree works	7,000
Fenton Road - implementation of bus stop cages	7,250
<u>Bestwood</u>	
Leybourne Drive - various area improvements	18,361

- (2) To note the remaining available balances of £396 (Basford) and £51,268 (Bestwood).

50 WARD COUNCILLOR BUDGET

Dale Griffin and Gursharan Nijran, Neighbourhood Development Officers, presented the report, which detailed decisions taken by the Director of Neighbourhood Services under delegated authority since the last meeting.

RESOLVED to note the actions taken under delegated authority in respect of projects in the Basford and Bestwood wards as follows:

<u>Basford schemes</u>	<u>Cost (£)</u>
Basford Library consultation event	150
Jumping Djembes Drumming project	400
Brooklyn Park summer fun day	650
SALTAR Easter and summer programme	1,250
New Generation Community Hub	1,500
Vernon Park summer fun day	3,500
Balance brought forward 2015/16	13,141
Allocation 2016/17	15,000
Total available allocation	28,141
Allocated at 28/02/17	21,750
Total available	6,391

Bestwood schemes

Southglade Library - Christmas puppet show	100
St Margaret's Clitherow School - gardening project	100
Southglade Primary School - Houses of Parliament	250
Top Valley Academy - outward bound trip	600
Southglade Primary School - Litter picking equipment	620
Aspire Partnership - 'Be Kind' campaign	1,875

Decommitted schemes

Bestwood Christmas event 2016	2,100
Southglade Primary School - Litter picking equipment	191

Balance brought forward 2015/16	10,176
Allocation 2016/17	15,000
Total available allocation	25,176
De-committed	2,291
Allocated at 28/02/17	18,944
Total available	6,232

This page is intentionally left blank



AREA BASED GRANT

QUARTERLY MONITORING REPORT

LEAD ORGANISATION: THE BESTWOOD PARTNERSHIP

QUARTERLY REPORT TO AREA COMMITTEE

Gary Cawthorne, Development Manager, March 2017.

SECTION 1 – GRANT MANAGEMENT

1.1 Partnership meetings (please add rows as required)

Date of meeting	Purpose of meeting	No. of organisations attending
Oct-Dec 2016	Wide range of meetings with partners to monitor performance, funding and monitoring requirements in qu 3	7 partners involved
Jan-Mar 2017	Further partnership meetings are planned for future quarters. (See also 5.5 below)	All partners

1.2 Area Committee / cluster meetings

Date of meeting	Overview of ABG within meeting / outcome
14 th December 2016	MEETING of AREA TWO COMMITTEE AGB Area 2 profiles and qu 2 performance explained with written summary of activity and how priorities are being addressed and by which partner agencies. The opportunity was given for feedback from elected members and others present so that future activity may be adjusted to reflect the observations of Area Committee. This open approach was once again welcomed, with agreement by ward members to assist in any way they can, together or separately by ward or interest in particular priority. Reports to all Area Committee meetings were offered and welcomed.

1.3 General overview

As will be seen in the report, almost without exception all outputs and outcomes have been achieved or exceeded in qu 2. In the few instances where anticipated activity has not taken place, this is noted under Emerging Issues for each priority or in qu. 4 activity. It is at this stage confidently expected that all outputs and outcomes for the year will be met or exceeded.

It remains, of course, the policy of The Bestwood Partnership, in line with the requirements of the SLA, to check that the principle of counting individuals once in each year, and not multiple attendances, is operative. Partners now understand this well, and co-operation in this is good. Templates for monitoring by partners have been amended again to pick up more clearly on one-off events and distinguish repeat events (such as clubs, groups meeting weekly or at a fixed frequency). Final annual adjustments adjustments will be made in the qu. 4 monitoring in order to catch an accurate picture of the full year, as explained in qu. 2 monitoring.

Priority 4 (Community Associations) and 5 (Voluntary and Community Sector Support in many instances continue to overlap, so outputs and outcomes in one are often addressed by organisations operating under the other. This is inevitable, and good, showing the close working between partners in these two strands of the funding. But, once again, the same outputs and outcomes are not duplicated across priorities, counted only once across the total.

There has been some partner change, in that the Partnership Council has ceased to exist and Heathfield Community Association is non-functioning, other partners taking on the responsibilities originally allocated: this has had a negative impact on overall performance.

SECTION 2 – EMPLOYMENT AND TRAINING

2.1 Services delivered (please add rows as required)

Organisation Name	Amount this Quarter	Outline of activity delivered including <ul style="list-style-type: none"> • number of sessions • location of sessions • days/times of sessions
Bestwood Directions	7513	35 job-club group sessions were provided, at Southglade Access Centre (Wednesdays am and pm and Fridays pm, 56 individual into-work support sessions provided at Bestwood Directions (daily by appointment) Whitemoor (Wed lunchtimes) Basford Library (Tuesdays pm, drop-in) and Bestwood Park Community Centre These work-clubs (group and individual) have resulted in 12 people 29+ gaining sustainable employment Courses were provided as follows - First Aid, Food Hygiene, Health and Safety, I.T.
New College Nottingham	718	Tutor provision for job-clubs and courses shown above
Bestwood Advice Centre	1500	Benefits-to-work calculations and advice provided for 12 individuals as telephone consultations or individual sessions. Financial support course in Personal Finance delivered (accredited), with 3 participants from area 2.

2.2 Period Progress

Please give a brief overview of any other key activities undertaken this quarter

Training Road Show 2nd November and 4th November took place, jointly with Nottingham City Council and Right Track (covering areas 1 & 2 together).

Training courses in First Aid, Food Hygiene and Health & Safety, I.T., Work Clubs, English course at Bestwood Park Community Centre and new learners with various NCN departments.

We have continued to participate in the Area 1 & 2 Employment Strategy groups, helping produce an area plan for ongoing employability support for local citizens, also the City-wide Employment and Skills Community Co-ordination and Strategy meeting.

We also continue to participate in the NAT meetings in Bestwood and Basford in order to network with other agencies and providers. Regular operational meetings continue to take place with Right Track in order to cross-refer customers between areas 1 & 2.

2.3 Outputs and Outcomes

Quantitative Output & Monitoring method	Quarterly target & actuals							
	Q1	Q1	Q2	Q2	Q3	Q3	Q4	Q4
Job club sessions provided	25	39	25	40	25	35	25	
Training / educational opportunities provided	2	3	4	7	7	7	7	
Individual support sessions provided	25	23	25	76	25	56	25	

Qualitative Output & Monitoring method	Quarterly target & actuals							
	Q1	Q1	Q2	Q2	Q3	Q3	Q4	Q4
People aged 29+ supported through job clubs	25	17	25	64	25	69	25	
People aged 29+ in sustainable employment	5	2	10	8	10	12	15	
People improving financial awareness	5	5	10	3	10	15	15	

Please complete the Employment and Skills spread sheet to identify individuals you or your partners have supported. **Forwarded as second attachment.**

2.4 Emerging Issues

Summary of Issue	RAG rating (red/amber/green)
Low attendance at training roadshow held 2 nd and 4 th November, on review improved links with JobCentre Plus developed (see 2.5)	Amber
Bestwood Park Community Centre into-work support not achieving as envisaged owing to lack of interest, to be reviewed early 2017 (see 2.5)	Amber

2.5 Planned activity next quarter

Please give a brief overview of key activities planned for the next quarter
<p>Two-week "total immersion" activity at Bulwell JobCentre Plus to develop customer base, early January. Starting Work Club at Southglade Access Centre for individuals on Income Support and ESA, from Wed 1st Feb (1-3)</p> <p>Additional courses set in place in Emergency First Aid, Food Hygiene and Health & Safety.</p> <p>New outreach weekly venue at Whitemoor Baptist Church from 25th Jan, 11-1.30.</p> <p>Provision at Bestwood Park Community Centre under review.</p> <p>Courses in Money Matters and Benefits to Wages in Basford area. Courses in financial management put in place by Bestwood Advice Centre.</p>

SECTION 3 – CHILDREN & YOUNG PEOPLE

3.1 Services delivered

Organisation Name	Amount this Quarter	Outline of activity delivered including number, location, days/times of sessions
CBF Gymnasiums in conjunction with ACAF	10,000	Outreach programme: Bestwood Mon, Wed, Fri between 6 and 9 pm Basford Tues, Wed, Thurs between 4 and 9 pm Youth work sports activities sessions at Southwark Mondays, Tuesdays, Wednesdays, Thursdays 5-0 6pm October half-term activities took place for two weeks, at Southwark, (Mon & Tues 2-5) Southglade (Mon, Tues, Wed 2-5) and Henry Mellish (Tues, Wed Thurs 2-5) Over 50 young people attended the Winter camp at Henry Mellish Centre
Top Valley Academy (c/w Outward Bound Association)	2,000	30 young people targeted into Outward Bound programme, preparations underway, with total of 10 sessions scheduled, to show in qu. 4 monitoring

3.2 Period Progress

Please give a brief overview of any other key activities undertaken this quarter

Partnerships have been developed with Tenants and Residents Associations in Basford and increase in sports sessions as a consequence of such consultation.

New key outreach areas (hotspots) are Riber, the tram stop, Heathfield, Highbury Vale, Bramble Close and Rosegay in Basford, and continuing with five in Bestwood.

Representation from the Partnership at the YPP panel for the area, in line with NCC requirements in the ABG SLA and NCC Early Years expectations. This is proving effective in beginning to generate referrals to our activity.

CBF/AAF worked with both Basford and Bestwood NDOs on shaping the young people's offer in the area.

CBF/AAF worked with the local football teams on signposting young people into organised sport.

Outreach and youth sessions were maintained over the quarter.

3.3 Outputs and Outcomes

Quantitative Output & Monitoring method	Quarterly target & actuals							
	Q1	Q1	Q2	Q2	Q3	Q3	Q4	Q4
Universal sessions provided	15	22	15	30	15	20	15	
Outreach or detached sessions provided	5	10	10	20	10	15	5	
Targeted sessions provided	0	4	3	10	4	5	3	
Mapping exercise of existing youth provision	0	0	0	0	1	0	0	

Qualitative Output & Monitoring method	Quarterly target & actuals							
	Q1	Q1	Q2	Q2	Q3	Q3	Q4	Q4
Young people engaged through universal provision	50	80	50	70	50	60	50	
Young people engaged through detached or outreach provision	25	40	25	30	25	30	25	
Young people individually assessed and supported in targeted provision	0	0	10	10	10	10	10	

3.4 Emerging Issues

Summary of issue	RAG rating (red/amber/green)
Individual young people to continue to be identified through Young People's Panel to be worked with in targeted sessions, especially where there has been police involvement, or identified as at risk	Amber
Relatively few young people on the streets currently, and a low level of anti-social behaviour. Work continues to help this to remain the case..	Green

3.5 Planned activity next quarter

Please give a brief overview of key activities planned for the next quarter

Multi-sports offer to be maintained, and Boxing offer on a targeted basis at the Highbury Vale Community Centre on Tuesday evenings.
 Top Valley School preparation sessions into Outward Bound programme underway.
 The mapping exercise of existing provision, up to now in draft form, will be finalised as a working document to show hot-spots, provision, gaps in provision and help direct future activity for provision for young people in the area. Youth Strategy Group to review provision and plan changes as and if necessary to the programme for 2017-18.

3.6 Communications and Partnership work

Please describe how you have worked with the Early Help Team, Young Peoples Panel, (eg through referrals) and any other Nottingham City Council Officers this quarter.

The Youth Strategy Group continues to meet regularly. Members are City NDOs, and a number of Early Help Team officers participate, and local Police representatives, hosted at Bestwood Directions. A referral process has been set in place to ensure young people at risk are particularly identified and worked with as a key element of targeted work under this priority, particularly through the YPP for the area.

Partnerships have been developed with Tenants and Residents Associations in Basford as shown in 3.2 above

SECTION 4 – COMMUNITY ASSOCIATIONS

4.1 Services delivered

Organisation Name	Amount this Quarter	Outline of activity delivered including number, location, days/times of sessions
Bestwood Park Community Association	1288	New group: Grace Church, 50 people attending
Bestwood Estate Community Association	1620	A large number of groups operate from the Centre, mostly on a weekly basis, as follows: Cross Roads, Tennis, Keep Fit, Taekwondo, Best Companions Elderly Luncheon Club, Marching Band, Messy Church (monthly), Yoga, Dance, & Knit and Natter. Key special events are shown in section 5 The Centre also hosts a full-time Nursery.
Leen Valley Community Association	625	Halloween (29/10) Christmas dinner (14/12) and children's party (17/12) encouraged attendance at the centre.

4.2 Period Progress

Please give a brief overview of any other key activities undertaken this quarter

New community garden has been established at Bestwood Estate Community Centre. The centre also hosts a number of private party booking to assist with Centre usage and income.

4.3 Outputs and Outcomes

Quantitative Output & Monitoring method	Quarterly target & actuals							
	Q1	Q1	Q2	Q2	Q3	Q3	Q4	Q4
Community associations enhancing membership	1	1	1	1	0	1	1	
Community associations accessing financial support	0	1	1	1	1	1	1	
Community centre development plans improved	0	0	0	1	0	1	4	

Qualitative Output & Monitoring method	Quarterly target & actuals							
	Q1	Q1	Q2	Q2	Q3	Q3	Q4	Q4
People accessing community centres	100	350	100	254	100	290	100	
Community associations increasing financial sustainability	0	0	1	0	1	1	1	
Community associations improving their governance	1	1	0	3	1	2	1	
New volunteers active in community associations	3	3	3	1	3	2	3	

4.4 Emerging Issues

Summary of issue	RAG rating (red/amber/green)
Bestwood Estate Community Centre has needed to consolidate its paid staffing owing to insufficient income, and has currently lost 1 post. The lease arrangements are on hold subject to amendments bring made.	Amber
Future of Heathfield Community Association, management, building and committee membership issues, as yet unresolved. Bestwood Partnership, NCVS and NCC officers working together to find a solution..	Red
Bestwood Park Community Association needs more commitment from committee members and is seeking additional volunteers.	Amber

4.5 Planned activity next quarter

Please give a brief overview of key activities planned for the next quarter

Bestwood Estate Community Centre is seeking to enclose additional land, to include a nature area for the community.

Bestwood Park Community Association is seeking out companies (such as Experian) who deliver team-building activities within the community.

Leen Valley Community Association will plan its yearly programme.

SECTION 5 – SUPPORT FOR LOCAL VCS INFRASTRUCTURE

5.1 Services delivered

Organisation Name	Amount this Quarter	Outline of activity delivered including <ul style="list-style-type: none"> • number of sessions • location of sessions • days/times of sessions
Nottingham Council for Voluntary Service	1,000	Bestwood Park Community Association, review of constitution, partnerships, and new trustee advice Leen Valley Community Association, on working together Bestwood Park Association, management & governance, Bestwood Estate Association, employment & redundancy issues, & general advice Spring SLR, funding advice and support, Phoenix Aspiration Learning Support, safeguarding training (two)
Bestwood Estate Community Association	Shown in Section 4	Key special events were the Family Fun Day, Community Garden Opening, Family Christmas Party Lunch Club Christmas Dinner.
Bestwood Park Community Association	Shown in Section 4	Graduation of pre-School Children event. (The Pre-school service is a key element of delivery at Bestwood Park Community Centre for the local community.)
Leen Valley Community Association	Shown in Section 4	Special coach trip to Lincoln Christmas Market
The Bestwood Partnership	NIL	Local Christmas event funding bid to Lottery successful, benefitting 200 local people at Bestwood Park Church Management support to Bestwood Advice Centre

5.2 Period Progress

Please give a brief overview of any other key activities undertaken this quarter

All community groups listed on NCVS database were contacted. They were offered special arrangements for NCVS training courses.

5.3 Outputs and Outcomes

Quantitative Output & Monitoring method	Quarterly target & actuals							
	Q1	Q1	Q2	Q2	Q3	Q3	Q4	Q4
One off activities / events delivered by local organisations	0	0	4	4	4	7	4	
Financial and organisational support sessions	0	0	2	5	4	9	4	
Training opportunities taken up by local organisations	0	0	2	2	4	2	4	
Voluntary sector forums	0	0	0	0	1	0	1	

Qualitative Output & Monitoring method	Quarterly target & actuals							
	Q1	Q1	Q2	Q2	Q3	Q3	Q4	Q4
Local organisations improving service delivery	0	0	2	0	4	4	4	
Local organisations improving financial sustainability	0	0	2	3	4	4	4	
Local organisations improving management capacity	0	0	2	2	4	5	4	
Local organisations increasing their knowledge	0	0	2	2	4	5	4	

5.4 Emerging Issues

Summary of issue	RAG rating (red/amber/green)
The Partnership Council closed in December – funding to support voluntary sector forums to be re-allocated to Bestwood Advice Centre, necessitating rescheduling of main partnership events	Red to Amber

5.5 Planned activity next quarter

Please give a brief overview of key activities planned for the next quarter

NCVS offered continued support in terms of the existing agreement. There was a focus on seeking new groups from Area 2. They will be contacting groups based in the Area before the end of January to promote the support they can offer, It is anticipated this will generate additional requests for support, in some cases providing free training .

The major partnership event of the year will now be held on March 11th, with Bestwood Advice Centre taking the lead, coming Bestwood Partnership Conference with an event to develop new partnerships, review the year and look forward to 2017-18 and a wider engagement of community groups, organisations and volunteering.

AREA BASED GRANT, BESTWOOD AND BASFORD



**Nottingham
City Council**

REPORT TO BASFORD AND BESTWOOD AREA COMMITTEE

LEAD ORGANISATION: THE BESTWOOD PARTNERSHIP

Gary Cawthorne, Development Manager

ADJUSTMENTS TO OUTPUTS, OUTCOMES AND TARGETS for 2017-18.

Changes are shown in **bold letters/figures.**

REF	OUTPUT	Target 2016-17	Target 2017-18
ESP1	Number of job club sessions provided	100	100
ESP2	Number of training/educational opportunities provided	20	20
ESP3	Number of individual support sessions provided	100	80
CYP1	Number of universal sessions provided for young people	60	80
CYP2	Number of outreach or detached sessions provided for young people	30	40
CYP3	Number of targeted sessions provided for young people	10	20
CYP4	Mapping exercise of existing youth provision	1	1
CAP1	Number of community associations enhancing their membership	3	3
CAP2	Number of community associations accessing financial support	3	3
CAP3	Number of community centre development plans improved	4	3
INP1	Number of (REMOVE "one-off") activities/events delivered by local organisations	12	12
INP2	Number of financial and organisational support sessions delivered	10	10
INP3	Number of training opportunities taken up by local organisations	10	10
INP4	Number of Voluntary Sector Forums taking place	2	4
INP5	Number of local organisations newly active	NEW	4
		2017-18	

REF	OUTCOME	Target 2016-17	Target 2017-18
ESC1	Number of people (REMOVE "aged over 29 yrs") supported through job clubs	100	100
ESC2	Number of people(REMOVE "aged over 29 yrs") in sustainable employment	40	30
ESC3	Number of people (REMOVE "aged over 29 yrs") improving their financial awareness	40	30
ESC4	Number of people participating in training opportunities	NEW 2017-18	40
CYC1	Number of young people engaged through universal provision	200	200
CYC2	Number of young people engaged through outreach or detached provision	100	100
CYC3	Number of young people individually assessed and supported in targeted provision	30	40
CAC1	Number of people accessing community centres	400	400
CAC2	Number of community associations increasing financial sustainability	3	3
CAC3	Number of community associations improving their governance	3	3
CAC4	Number of new volunteers active in community centres	12	8
CAC5	Number of user groups accessing community centres	NEW 2017-18	40
INC1	Number of local organisations improving service delivery	10	16
INC2	Number of local organisations improving their financial sustainability	10	8
INC3	Number of local organisations improving management capacity	10	8
INC4	Number of local organisations increasing their knowledge	10	8
INC5	Number of people engaging in events/activities delivered by local organisations	NEW 2017-18	400
INC6	Number of volunteers in local organisations newly active	NEW 2017-18	8



**The Bestwood
Partnership**

Limited Company no. 04882639
Registered as a Charity no. 1127367



Bestwood & Basford New Community Partners March 2017

The following information was supplied to intending applicants:

"This application form is for groups active or intending to become active in the Basford and Bestwood wards of Nottingham City to join the Partnership of organisations who deliver services under the Area-based Grant scheme of Nottingham City Council, of which The Bestwood Partnership is the local lead organisation. There are no fees or costs involved for membership as a Partner organisation.

Funding is available to Partner organisations whose activities address the priorities of the grant scheme, providing services to local people in Employment and Skills, Young People, Community Associations and Support for the Voluntary and Community Sector. A summary of some of the outputs and outcomes which need to be addressed is shown under question 14 below."

- "A - to provide a training or educational opportunity for residents
- B - to deliver an activity or events for young people
- C - to start a new group which will benefit local residents
- D - to help develop or increase membership of an existing group
- E - to deliver activities or events to benefit local residents or families
- F - to provide opportunities to help local people seeking work
- G - to provide opportunities to help support volunteering"

"Approximately how many local residents in will benefit from the activity or event? "
You should count individuals only once each, and any you count here must be residents in the Basford or Bestwood Wards of Nottingham City. People from other areas may participate in your activities or events but they should not be counted here."

This resulted in gaining **10 new partners**, as follows:

Disability Direct
Basford Family Super Stars
Basford Rd Baptist Church
Stockhill Tenants & Residents
The Pythian Club
Bestwood Stain Glass Group

New Generation Community Hub
Bestwood Park Church
N. Wolves Ball Hockey Club
Lionhearts Marching Band
The People's Church

Funded by
NCC Area Based Grant



AREA BASED GRANT

THE BESTWOOD PARTNERSHIP REPORT TO AREA COMMITTEE BASFORD AND BESTWOOD

Summary of Quarter 4 Monitoring, 2016-17

SECTION 1 – GRANT MANAGEMENT

1.1 Partnership meetings (please add rows as required)

11th March 2017	Full Partnership Conference, with decisions about future direction 2017-18 and new partner input. Delivery per Partner for 2017-18 finalised.	12 organisations attended
31st March 2017	New Partners meeting to finalize SLAs (including precise outputs and outcomes)	7 organisations attended

1.2 Area Committee / cluster meetings

29th March 2017	MEETING of AREA TWO COMMITTEE AGB Area 2 profiles and qu 3 performance explained with written summary of activity and how priorities are being addressed and by which partner agencies. The opportunity was given for feedback from elected members and others present so that future activity may be adjusted to reflect the observations of Area Committee. This open approach was once again welcomed, and the fact that reports were made to each meeting of the Area Committee, rather than two.
-----------------------------------	--

1.3 General overview

As will be seen in the report, almost without exception all outputs and outcomes have been achieved or exceeded in qu 4. In the few instances where anticipated activity has not taken place, this is noted under Emerging Issues for each priority or in activity for 2017-18. Slight revisions to outputs and outcomes for 2017-18 will reflect actual performance.

It remains, of course, the policy of The Bestwood Partnership, in line with the requirements of the SLA, to check that the principle of counting individuals once in each year, and not multiple attendances, is operative, with good Partner compliance. Templates for monitoring by partners now pick up clearly one-off events and distinguish repeat events (such as clubs, groups meeting weekly or at a fixed frequency). Qu. 4 monitoring is adjusted to catch an accurate picture of the full year.

Priority 4 (Community Associations) and 5 (Voluntary and Community Sector Support) in many instances continue to overlap, so outputs and outcomes in one are often addressed by organisations operating under the other. This is inevitable, and good, showing the close working between partners in these two strands of the funding. But, once again, the same outputs and outcomes are not duplicated across priorities, counted only once across the total.

New Partner activity has been identified in this quarter and will take effect in 2017-18. Additionally, changed to outputs and outcomes have been agreed by the Partners, who met together at the Conference on 11th March and new Partners at a subsequent consultation and signing of agreements etc. This means that despite a reduction in funding in 2017-18 (albeit small) our delivery in 2017-18 will increase in breadth and quantitatively.

SECTION 2 – EMPLOYMENT AND TRAINING

2.1 Services delivered

Organisation Name	Amount this Quarter	Outline of activity delivered including <ul style="list-style-type: none"> • number of sessions • location of sessions • days/times of sessions
Bestwood Directions	7536	36 job-club group sessions were provided, at Southglade Access Centre (Wednesdays am and pm and Fridays pm, Jan, Feb and March 89 individual into-work support sessions provided at Bestwood Directions (by appointment) Whitemoor (Wed lunchtimes from 25 th January) Engaged with Disability Direct 31 st January Basford Library (now Thursdays 1 - 3, drop-in) Lone Parent work Club Southglade Access Centre Weds 1 -3 and Bestwood Park Community Centre review. These work-clubs (group and individual) have resulted in 12 people 29+ gaining sustainable employment Courses were provided as follows (Bestwood Directions): Health and Safety 24 th January, Food Hygiene 22 nd February, Health and Safety at Work 23 rd March Control of Substances Hazardous to Health 28 th March 11 people improved financial awareness
New College Nottingham	1010	Tutor provision and running some of the job-clubs and courses shown above.
Bestwood Advice Centre	1500	Benefits-to-work calculations and advice provided for individuals as telephone consultations or individual sessions. Financial support course in Personal Finance delivered (accredited) BAC arranged printing and publicity on behalf of the Partnership.
Bestwood Park Church	1200	Preparatory activity to facilitate adult training, in qu 1 -17-18
Basford Road Baptist Church	300	Improvements to facilitate provision of adult training in qu 2 2016-17

2.2 Period Progress

We have continued to participate in the Area 1 & 2 Employment Strategy groups, helping produce an area plan for ongoing employability support for local citizens, also the City-wide Employment and Skills Community Co-ordination and Strategy meeting.

We also continue to participate in the NAT meetings in Bestwood and Basford in order to network with other agencies and providers. Regular operational meetings continue to take place with Right Track in order to cross-refer customers between areas 1 & 2.

2.3 Outputs and Outcomes

Quantitative Output & Monitoring method	Quarterly target & actuals							
	Q1	Q1	Q2	Q2	Q3	Q3	Q4	Q4
Job club sessions provided	25	39	25	40	25	35	25	36
Training / educational opportunities provided	2	3	4	7	7	7	7	6
Individual support sessions provided	25	23	25	76	25	56	25	89

Qualitative Output & Monitoring method	Quarterly target & actuals							
	Q1	Q1	Q2	Q2	Q3	Q3	Q4	Q4
People aged 29+ supported through job clubs	25	17	25	64	25	69	25	50
People aged 29+ in sustainable employment	5	2	10	8	10	12	15	12
People improving financial awareness	5	5	10	3	10	15	15	12

2.4 Emerging Issues

Summary of issue	RAG rating (red/amber/green)
Staffing at Bestwood Advice Centre has affected delivery of budgeting, training and debt advice, to be remedied in 2017-18 qu 1.	Amber

2.5 Planned activity next quarter

<p>Step into Work project begins, for one year, with leverage of staff time against £15,000.</p> <p>New outreach at JobCentrePlus Nottingham Central (was Parliament St) to engage new citizens on either this and Area-based grant activity, as appropriate for them.</p> <p>Additional courses set in place in Emergency First Aid, Food Hygiene and Health & Safety.</p> <p>Launch of Bestwood Park Church outreach 20th June in line their new Community Kitchen facility. S.B.W.A. for East Midlands Shared Services for level 2 vacancies.</p> <p>Further courses in Money Matters and Benefits to Wages in Basford area. Courses in financial management put in place by Bestwood Advice Centre.</p> <p>Monitoring of new partner activity in qu 1 & 2 2017-18.</p>

SECTION 3 – CHILDREN & YOUNG PEOPLE

3.1 Services delivered

Organisation Name	Amount this Quarter	Outline of activity delivered including number, location, days/times of sessions
CBF Gymsnasiums in conjunction with ACAF	11,300	<p>Outreach programme:</p> <p>Bestwood Mon, Wed, Fri between 6 and 9 pm</p> <p>Basford Tues, Wed, Thurs between 4 and 7 pm</p> <p>Activities took place at Southwark, (Mon & Tues 5-8)</p> <p>Southglade (Mon, Tues, Wed 5-6)</p> <p>Henry Mellish (Tues,Wed Thurs 10-2) and Southglade (Mon & Wed 2-6 in February half-term (13th – 17th))</p> <p>Highbury Vale Boxing Tuesdays 6 – 7.</p> <p>Targetted young people gym and music provision</p> <p>Southwark Thursdays 5 – 6.</p> <p>£1300 to be spent on replacing equipment.</p>
Arnold Wolves Dek Hockey Club	1300	Young people engagement, to begin in qu 1 2016-17
N C Lionhearts Marching Band	1000	Young people engagement, event in qu 2 2016-17
The Pythian Club	500	Young people engagement, to begin in qu 1 2016-17
The People's Church	1000	Young people engagement, to begin in qu 1 2016-17

3.2 Period Progress

CBF/AAF worked with both Basford and Bestwood NDOs on shaping the young peoples's offer in the area, & with the local football teams on signposting young people into organised sport. Representation from the Partnership at the YPP panel for the area, in line with NCC requirements in the ABG SLA and NCC Early Years expectations. This continues to be effective in beginning to generate targeted referrals to our activity. Over qu. 4 outreach and youth multi-sport sessions were maintained.

3.3 Outputs and Outcomes

Quantitative Output & Monitoring method	Quarterly target & actuals							
	Q1	Q1	Q2	Q2	Q3	Q3	Q4	Q4
Universal sessions provided	15	22	15	30	15	20	15	20
Outreach or detached sessions provided	5	10	10	20	10	15	5	10
Targeted sessions provided	0	4	3	10	4	5	3	5
Mapping exercise of existing youth provision	0	0	0	0	1	0	0	1

Qualitative Output & Monitoring method	Quarterly target & actuals							
	Q1	Q1	Q2	Q2	Q3	Q3	Q4	Q4
Young people engaged through universal provision	50	80	50	70	50	60	50	60
Young people engaged through detached or outreach provision	25	40	25	30	25	30	25	30
Young people individually assessed and supported in targeted provision	0	0	10	10	10	10	10	10

3.4 Emerging Issues

Summary of issue	RAG rating (red/amber/green)
Expectations of young people will result in development of offer in year 2	Green

3.5 Planned activity next quarter

Multi-sports offer to be maintained, and circuit and movement sessions are to be developed. Top Valley School preparation sessions into Outward Bound programme underway. Build on first year successes and look at negotiating a wider offer to cater for more girls. The mapping exercise as a working document shows hot-spots, provision, gaps in provision and help direct future activity for provision for young people in the area. Top Valley Academy activity to show in qu 1 2017-18
Monitoring of new partner activity to show in qu 1 & 2 2017-18

3.6 Communications and Partnership work

Please describe how you have worked with the Early Help Team, Young Peoples Panel, (eg through referrals) and any other Nottingham City Council Officers this quarter.

The Youth Strategy Group continues to meet regularly. Members are City NDOs, and a number of Early Help Team officers participate, and local Police representatives, hosted at Bestwood Directions. A referral process has been set in place to ensure young people at risk are particularly identified and worked with as a key element of targeted work under this priority, particularly through the YPP for the area.

SECTION 4 – COMMUNITY ASSOCIATIONS

4.1 Services delivered

Organisation Name	Amount this Quarter	Outline of activity delivered including number, location, days/times of sessions
Bestwood Park Community Association	2588	Continuing activity as qus 1-3. £1300 to be spent on improved cooking facilities
Bestwood Estate Community Association	1620	Worked with Groundworks to obtain £5000 grant from Tesco Bags for Life in order to create woodland area in Centre grounds. Hosted Bestwood Partnership AGM.
Leen Valley Community Association	625	Continuing activity as qus 1-3

4.2 Period Progress The centres host a number of private party booking to assist with Centre usage and income. Bestwood Estate Community Association has consolidated its financial position by removing the paid manager's post so as not to incur future hardship..

4.3 Outputs and Outcomes

Quantitative Output & Monitoring method	Quarterly target & actuals							
	Q1	Q1	Q2	Q2	Q3	Q3	Q4	Q4
Community associations enhancing membership	1	1	1	1	0	1	1	1
Community associations accessing financial support	0	1	1	1	1	1	1	2
Community centre development plans improved	0	0	0	1	0	1	4	2

Qualitative Output & Monitoring method	Quarterly target & actuals							
	Q1	Q1	Q2	Q2	Q3	Q3	Q4	Q4
People accessing community centres	100	350	100	254	100	290	100	292
Community associations increasing financial sustainability	0	0	1	0	1	1	1	2
Community associations improving their governance	1	1	0	3	1	2	1	2
New volunteers active in community associations	3	3	3	1	3	2	3	1

4.4 Emerging Issues: Summary & RAG rating (red/amber/green)

Bestwood Estate Community Centre has lacked some meetings owing to trustees' other commitments.	Amber
Future of Heathfield Community Association, management, building and committee membership issues, as yet unresolved. Bestwood Partnership, NCVS and NCC officers continuing to seek a solution..	Red
Bestwood Park Community Association needs more commitment from committee members and is seeking additional volunteers.	Amber

4.5 Planned activity next quarter

Monthly meetings with several dates set ahead should resolve the Bestwood Estate Centre issue. Leen Valley Community Association will commence its yearly programme. Bestwood Estate Community Association to review its Development Plan on 18th April 2017. Bestwood Estate Community Centre new woodland area to continue to be improved.

SECTION 5 – SUPPORT FOR LOCAL VCS INFRASTRUCTURE

5.1 Services delivered

Organisation Name	Amount this Quarter	Outline of activity delivered including <ul style="list-style-type: none"> • number of sessions • location of sessions • days/times of sessions
Nottingham Council for Voluntary Service	1,000	Advice on financial and management issues to Nottingham Preschool Partnership Forum and Bestwood Park Community Association, and HR / staff management support to Bestwood Estate Community Association, and Charity set-up advice to Robin Hood Lottery group initiative Training NCVS /NCC event with two groups attending Chat'Bout event Nottm STP, 1 group attending
Bestwood Advice Centre	1,922	Provision of Partnership event 11 th March and joint Agm with Bestwood Partnership. This major partnership event year developed new partnerships, reviewed the year and look forward to 2017-18 with a wider engagement of community groups, organisation and promotion of volunteering. Provision of publicity and promotional material for the Partnership.
SALTAR Stockhill Tenants & Residents	1300	Community engagement /events: begins qu.1 2017-18
Disability Direct	1300	Community engagement/events: begins qu 1 2017-18
New Generation Community Hub	1300	Community engagement/events: begins qu 1 2017-18
Basford Superstars	370	One-off event to jump-start community involvement. To take place in qu 1 2016-17 and monitored then

5.2 Period Progress

Please give a brief overview of any other key activities undertaken this quarter

NCVS raised with Neighbourhood Development Officers and local councillors. All community groups listed on NCVS database were contacted to identify any group support needs. Ten groups asked for specific non-urgent support on a number of issues.

5.3 Outputs and Outcomes

Quantitative Output & Monitoring method	Quarterly target & actuals							
	Q1	Q1	Q2	Q2	Q3	Q3	Q4	Q4
One off activities / events delivered by local organisations	0	0	4	4	4	7	4	1
Financial and organisational support sessions	0	0	2	5	4	9	4	6
Training opportunities taken up by local organisations	0	0	2	2	4	2	4	3
Voluntary sector forums	0	0	0	0	1	0	1	2

Qualitative Output & Monitoring method	Quarterly target & actuals							
	Q1	Q1	Q2	Q2	Q3	Q3	Q4	Q4
Local organisations improving service delivery	0	0	2	0	4	4	4	4
Local organisations improving financial sustainability	0	0	2	3	4	4	4	6
Local organisations improving management capacity	0	0	2	2	4	5	4	4
Local organisations increasing their knowledge	0	0	2	2	4	5	4	7


5.4 Emerging Issues: None

5.5 Planned activity next quarter

NCVS will work to provide solutions to the needs of ten groups already identified in qu 2017-18. Offer of discounted or free training for area 2 groups and further work in developing contacts will take place.
 New partners identified in this quarter will provide services under the ABG initially on a one-off basis in qu 1 or 2 and this will show in qu 1 and 2 monitoring.


This page is intentionally left blank

AREA-BASED GRANT
NOTTINGHAM CITY
AREA TWO
BASFORD AND BESTWOOD
ANNUAL REPORT
END OF YEAR 2016-17



THE PARTNERSHIP.....

- Lead Organisation: The Bestwood Partnership
- Key Partner Delivery Organisations:
 - Bestwood Directions & New College Nottingham
 - CBF Gymnasiums in conjunction with the African-Caribbean and Asian Forum
 - Bestwood Advice Centre
 - Nottingham Council for Voluntary Service
 - Bestwood, Bestwood Park and Leen Valley Community Associations




TOGETHER WE DELIVERED.....

- Job Clubs and Individual Support, helping 200 citizens prepare for employment
- Sustainable work secured for 57 jobseekers
- Debt and money advice to 35 residents
- 23 Adult Education courses
- Over 160 sessions for local young people at Henry Mellish, Southglade, Highbury Vale
- Outreach to over 100 young people




THE COMMUNITY CENTRES.....

- Increased their committee membership
- Improved their plans and knowledge
- Provided services to 1000 people
- Held special activities and events
- Provided venues for local groups
- Prepared for future financial needs




LOCAL ORGANISATIONS.....

- Gained financial and management support
- Attended the Partnership Conference
- Joined the Partnership and will deliver services in the coming year
- Delivered 12 events and activities for citizens
- Took part in 7 training opportunities
- 14 improved service delivery & sustainability



OVERALL, THE PARTNERSHIP.....

- Has strengthened and co-ordinated organisations to work together for the Area
- Has provided a complex range of activities
- Has increased provision for unemployed citizens and those seeking training
- Has greatly enhanced opportunities for young people to engage in sporting and social events
- Has sustained Community Centres to provide excellent venues for residents to meet



THE WORK UNDERTAKEN

- 150 Job Club sessions provided
- 23 Training / educational opportunities
- 244 individual support sessions provided
- 171 sessions provided for young people
- 3 community centres providing venues
- 10 new partner groups engaged for the future

WE REPORTED TO.....

- Area Two Committee (Basford and Bestwood) at each quarterly meeting
- Bi-monthly meetings of Bestwood and Basford Youth Strategy Group
- Annual Partnership Conference in March
- Meetings of Bestwood Partnership Forum
- Regular Meetings with Partners
- Nottingham City Council monitoring




**The Bestwood
Partnership**

Limited Company no. 04882639
Registered as a Charity no. 1127367




WE WELCOMED PARTNERS.....

- Arnold Wolves Dek Hockey Club
- Nottingham Lionhearts Marching Band
- The Pythian Club
- The People's and Bestwood Park churches
- SALTAR Stockhill Tenants and Residents
- Disability Direct
- New Generation Community Hub
- Basford Super Stars



IN THE COMING YEAR.....

- The Partnership has agreed to enhance provision with some new expectations for group activity and events for citizens
- The Partnership has agreed to meet on a quarterly basis culminating in the Conference
- The Partnership will develop innovative ways of reaching citizens not yet engaged
- ESF Step into Work will be supported



AREA-BASED GRANT AREA TWO

- This Annual Report was prepared from monitoring and other information supplied by Partners, by The Bestwood Partnership.
- We wish to thank our fellow Lead Organisations and Nottingham City Council for all the support given in this, our first year, heading up this programme
- Above all thanks to our delivery Partners and the citizens of Basford and Bestwood for their provision and participation in the Basford and Bestwood Area-Based Grant programme for 2016-17.



**The Bestwood
Partnership**

Limited Company no. 04882639
Registered as a Charity no. 1127367



This page is intentionally left blank



AREA BASED GRANT, AREA TWO
BESTWOOD AND BASFORD
LEAD ORGANISATION: THE BESTWOOD
PARTNERSHIP: DELIVERY PLAN 2017-18.

The elements of this Delivery Plan were developed at the Partnership Conference held in March, and all partners shown have signed summary SLAs to agree their individual activity under the Priority headings. Leverage is provided to ESF Step into Work to £15,000, for citizens under 30 who participate. A cost for overall management is also made, at £8,000. Added value to this programme is provided by The Bestwood Partnership, Nottingham City Council Neighbourhood Team and Early Years teams, and a range of local organisations, to be captured in quarterly monitoring.

PRIORITY 1: EMPLOYMENT AND SKILLS *Funding allocation £ 29,000*

Delivery partners: Bestwood Directions, New College Nottingham, Bestwood Advice Centre

ESP1	Number of job club sessions provided	Q2	Q2	Q3	Q4	Annual
Details	Bestwood Directions in conjunction with New College Nottingham will provide a range of job club sessions, varying in number of citizens per session, up to around 15 participants. These will take place at Bestwood Directions, Basford Library, Southglade Access Centre and other venues as need determines.	25	25	25	25	100
ESP2	Number of training/educational opportunities provided	Q2	Q2	Q3	Q4	Annual
Details	Courses in a range of subjects are planned for Bestwood Directions, Southglade Access Centre and by Bestwood Advice Centre, by all three delivery partners. These include basic skills (English, Introduction to IT, Maths) and work-based academies with a specific emphasis, as well as one -day courses in Health and Safety at Work, First Aid, and aligned subjects.	5	3	4	8	20
ESP3	Number of individual support sessions provided	Q2	Q2	Q3	Q4	Annual
Details	Individual support sessions are one-to-one, provided by Bestwood Directions and Bestwood Advice Centre, focussing on both work-oriented activity such as job applications and in work benefits advice, where it is more appropriate for customers than group activity.	15	15	25	25	80
ESC1	Number of people supported through job clubs	Q2	Q2	Q3	Q4	Annual
Details	The job clubs provided are planned to provide a service to the number of citizens shown as a minimum.	25	20	30	25	100
ESC2	Number of people in sustainable employment	Q2	Q2	Q3	Q4	Annual
Details	Job clubs and individual support are designed to result in an expected number of people gaining employment which is both suitable and sustainable.	5	5	10	10	30
ESC3	Number of people improving their financial awareness	Q2	Q2	Q3	Q4	Annual
Details	These participants will have been referred from Bestwood Directions to Bestwood Advice Centre for individual debt/money advice and/or training	5	5	10	10	30
ESC4	Number of people participating in training opportunities	Q2	Q2	Q3	Q4	Annual
Details	These participants are the beneficiaries of the adult education courses provided by Bestwood Directions in conjunction with New College Nottingham or Bestwood Advice Centre.	10	5	10	15	40

PRIORITY 2: YOUNG PEOPLE *Funding allocation £ 40,000*

Delivery partner: CBF Gymnasiums in association with ACAF

Supplementary delivery partners (funding provided end of 2016-17):

Top Valley Academy: Outward Bound Association

Arnold Wolves Dek Hockey Club

NC Lionhearts Marching Band

The Pythian Club

The People's Church

CYP1	Number of universal sessions provided for young people	Q2	Q2	Q3	Q4	Annual
Details	CBF Gymnasiums will provide sessions at Highbury Vale, Southglade and other venues on a regular basis, open to young people of varying ages according to the activities provided. These include football, athletics, gymnastics, and other sports activities. The supplementary delivery partners will provide additional, focussed sessions in their respective venues, or local public parks and venues.	20	20	20	20	80
CYP2	Number of outreach or detached sessions provided for young people	Q2	Q2	Q3	Q4	Annual
Details	CBF Gymnasiums will operate a flexible, peripatetic provision across the area, meeting with groups of young people around the streets and informal venues, to engage their interest in joining universal provision or consulting as to how the programme can be adjusted to meet their needs.	10	10	10	10	40
CYP3	Number of targeted sessions provided for young people	Q2	Q2	Q3	Q4	Annual
Details	CBF Gymnasiums will provide specific sessions to meet the needs to those identified through the Young Persons' Panel and other agencies, being identified as especially at risk.	5	5	5	5	20
CYP4	Mapping exercise of existing youth provision	Q1	Q2	Q3	Q4	Annual
Details	The Mapping Exercise is prepared by the Youth Strategy Group for Basford and Bestwood	0	0	1	0	1
CYC1	Number of young people engaged through universal provision	Q1	Q2	Q3	Q4	Annual
Details	The universal sessions provided are planned to work with tis number of young people, evenly from Basford and Bestwood wards.	50	50	50	50	200
CYC2	Number of young people engaged through outreach or detached provision	Q1	Q2	Q3	Q4	Annual
Details	The number of young people met and worked with during the year on an outreach basis is shown.	25	25	25	25	100
CYC3	Number of young people individually assessed and supported in targeted provision	Q1	Q2	Q3	Q4	Annual
Details	It is expected that this is the number of individual young people who will be worked with .	10	10	10	10	40

PRIORITY 3: COMMUNITY ASSOCIATIONS *Funding allocation £16,000*

Bestwood Park Community Association

Bestwood Estate Community Association

Leen Valley Community Association

Heathfield Community Association

C AP1	Number of community associations enhancing their membership	Q2	Q2	Q3	Q4	Annual
Details	During the year, three of the four Community Associations will seek to widen their membership. <i>(Heathfield is currently without a committee, work will be undertaken to support the Centre and re-develop it , then outputs added to the total)</i>	1	1	1	0	3
CAP2	Number of community associations accessing financial support	Q2	Q2	Q3	Q4	Annual
Details	During the year, three of the four Community Associations will seek financial support, in line with their development planning.	1	1	1	0	3
CAP3	Number of community centre development plans improved	Q2	Q2	Q3	Q4	Annual
Details	The three Community Centres funded last year were assisted in their development planning which will continue during this year, updating as required, with the aim of future-proofing.	0	1	1	1	3
CAC1	Number of people accessing community centres	Q2	Q2	Q3	Q4	Annual
Details	This is the number of individuals who are estimated from the outset to benefit from provision at the Centres. It is a straightforward account of the citizens who use the building in any way.	200	100	50	50	400
CAC2	Number of community associations increasing financial sustainability	Q2	Q2	Q3	Q4	Annual
Details	This is the number of Associations who, through seeking additional funding, or improving their income in other ways, put themselves in a better position in view of future uncertainties.	1	1	1	0	3
CAC3	Number of community associations improving their governance	Q2	Q2	Q3	Q4	Annual
Details	The three Associations will develop, through support, training, and better systems, an improved legal situation within their mandate as Charities.					
	Total	1	1	1	0	3
CAC4	Number of new volunteers active in community centres	Q2	Q2	Q3	Q4	Annual
Details	These citizens will become involved, as trustees, or unpaid workers in the Centres.	2	2	2	2	8
CAC5	Number of user groups accessing community centres	Q2	Q2	Q3	Q4	Annual
Details	This is the number of different groups and organisations in the area who use Centres on a regular basis. <i>(Individuals are included in CAC1)</i>	20	10	10	0	40

PRIORITY 4: SUPPORT FOR THE LOCAL VCS *Funding allocation £5,000*

Nottingham Council for Voluntary Service Bestwood Advice Centre

Supplementary delivery partners (2016-17): SALTAR Stockhill Tenants & Residents, Disability Direct, Bestwood Park Church, New Generation Community Hub, Basford Superstars, Basford Rd Baptist

INP1	Number of activities/events delivered by local organisations	Q2	Q2	Q3	Q4	Annual
Details	A wide range of one-off events is planned by the various partners in this Priority. They are trips, one-off activities, social occasions for residents, seasonal celebrations, which bring people together. The Community Centres may also deliver some of these, included in this target.	4	4	2	2	12
INP2	Number of financial and organisational support sessions delivered	Q2	Q2	Q3	Q4	Annual
Details	Nottingham Council for Voluntary Service and the Bestwood Partnership will deliver this support. Groups may also benefit from Bestwood Advice Centre provision.	3	2	3	2	10
INP3	Number of training opportunities taken up by local organisations	Q2	Q2	Q3	Q4	Annual
Details	Nottingham Council for Voluntary Service will provide opportunities for group member training	3	2	3	2	10
INP4	Number of Voluntary Sector Forums taking place	Q2	Q2	Q3	Q4	Annual
Details	Bestwood Advice Centre and the Bestwood Partnership will convene the Forums, the most important of which is the Annual Conference later in the year.	1	1	1	1	4
INP5	Number of local organisations newly active	Q2	Q2	Q3	Q4	Annual
Details	These are the supplementary delivery partners which are themselves newly active organisations.					
	Total	4	0	0	0	4
INC1	Number of local organisations improving service delivery	Q2	Q2	Q3	Q4	Annual
Details	These are the organisations which, through support from NCVS and the Bestwood Partnership as a consequence of ABG funding are able to develop their activity.	8	4	2	2	16
INC2	Number of local organisations improving their financial sustainability	Q2	Q2	Q3	Q4	Annual
Details	These are the organisations which, in the same way, are in a more secure position for the future.	2	2	2	2	8
INC3	Number of local organisations improving management capacity	Q2	Q2	Q3	Q4	Annual
Details	These are the organisations which, through support, gain new active members and volunteers.	2	2	2	2	8
INC4	Number of local organisations increasing their knowledge	Q2	Q2	Q3	Q4	Annual
Details	This is the number of groups who through support, understand better their role and increase in confidence and ability to function.	2	2	2	2	8
INC5	Number of people engaging in events/ activities delivered by local organisations	Q2	Q2	Q3	Q4	Annual
Details	The target shown is the planned number of citizens who will participate, who are resident in the Area.	100	100	100	100	400
INC6	Number of volunteers in local organisations newly active	Q2	Q2	Q3	Q4	Annual
Details	This is the minimum total number initially active.					
	Total	6	2	0	0	8

This page is intentionally left blank



Bestwood & Basford Area 2 Committee
21 June 2017

Title of paper:	Nottingham City Homes Update	
Director(s)/ Corporate Director(s):	Nick Murphy, Chief Executive of Nottingham City Homes	Wards affected: Bestwood & Basford
Report author(s) and contact details:	Leanne Hoban, Decent Neighbourhoods Manager, Nottingham City Homes Leanne.hoban@nottinghamcityhomes.org.uk	
Other colleagues who have provided input:	Wade Adams, Area Housing Manager, Nottingham City Homes wade.adams@nottinghamcityhomes.org.uk 0115 746 9090	
Date of consultation with Portfolio Holder(s) (if relevant)	N/A	
Relevant Council Plan Strategic Priority:		
Cutting unemployment by a quarter		<input type="checkbox"/>
Cut crime and anti-social behaviour		<input checked="" type="checkbox"/>
Ensure more school leavers get a job, training or further education than any other City		<input type="checkbox"/>
Your neighbourhood as clean as the City Centre		<input checked="" type="checkbox"/>
Help keep your energy bills down		<input type="checkbox"/>
Good access to public transport		<input type="checkbox"/>
Nottingham has a good mix of housing		<input type="checkbox"/>
Nottingham is a good place to do business, invest and create jobs		<input type="checkbox"/>
Nottingham offers a wide range of leisure activities, parks and sporting events		<input type="checkbox"/>
Support early intervention activities		<input type="checkbox"/>
Deliver effective, value for money services to our citizens		<input checked="" type="checkbox"/>
Summary of issues (including benefits to customers/service users):		
The report provides updates on key issues and themes which link back to local priorities and the strategic themes for Nottingham City Homes.		
The reports provide summary updates on the following key themes:		
<ul style="list-style-type: none"> • Capital Programme and major work; • Area regeneration and environmental issues; • key messages from the Tenant and Leasehold Congress; • Tenant and Residents Associations updates; • Area performance; • Good news stories and positive publicity. 		
Recommendation(s):		
1	To note and comment on the update and performance information.	
2	To note the allocation of funds for 2017/18, detailed in Appendix 1.	

1. REASONS FOR RECOMMENDATIONS (INCLUDING OUTCOMES OF CONSULTATION)

- 1.1 The Nottingham City Homes Update provides a descriptive and statistical picture of what is happening at an area level and invite community representatives to comment, debate, challenge and identify how they can add value to improve their neighbourhoods.
- 1.2 The update also monitors progress in the wards and acts as a catalyst for debate about the key performance issues impacting upon the ward on a quarterly basis.

2 BACKGROUND (INCLUDING OUTCOMES OF CONSULTATION)

- 2.1 Nottingham City Homes previously reported on performance at local Area Panels, Panels that sit below the respective Area Committees. These panels were attended by local residents, local Councillors and partner agencies.
- 2.2 Nottingham City Homes has a goal to 'create homes and places where people want to live' and to give tenants and leaseholders an input in shaping what happens in their area. The Nottingham City Homes Update and Performance Report is one of a number of initiatives that increases the transparency and accountability of the Company's performance.
- 2.3 Following the decision for the Nottingham City Homes reps to attend Area Committee, it was decided to provide the Nottingham City Homes Update Report to Area Committee. Appendices 1 and 2 provide the latest performance position for the committee to note and comment on.

Appendix 1 outlines the remaining capital budget for this area for noting.

3 OTHER OPTIONS CONSIDERED IN MAKING RECOMMENDATIONS

None

4 FINANCIAL IMPLICATIONS (INCLUDING VALUE FOR MONEY/VAT)

Budgets are allocated on a yearly basis for each ward and there is an obligation on Nottingham City Homes to ensure that funds are allocated to projects within these budget requirements

5 RISK MANAGEMENT ISSUES (INCLUDING LEGAL IMPLICATIONS AND CRIME AND DISORDER ACT IMPLICATIONS)

None

6 EQUALITY IMPACT ASSESSMENT

- 6.1 Has the equality impact been assessed?

Not needed (report does not contain proposals or financial decisions)

7. **LIST OF BACKGROUND PAPERS OTHER THAN PUBLISHED WORKS OR THOSE DISCLOSING CONFIDENTIAL OR EXEMPT INFORMATION**

None

8. **PUBLISHED DOCUMENTS REFERRED TO IN COMPILING THIS REPORT**

None

APPENDIX 3: SCHEMES SEEKING APPROVAL 2017/18

APPENDIX 3

Area	Ward	Actual Budget (including carry over from 2016/17)	Schemes Approved	Schemes Committed	Schemes De Committed	Remaining Budget
2	Bestwood	£165,277.95	£0	£0	£0	£165,277.95
2	Basford	£146,226.99	£0	£0	£0	£146,226.99

Address	Request	Reason	Nottingham City Homes Officer	Cost	Approval
No Requests					



NCH update report

Time: 4:30pm

Date: Wednesday 21 June 2017

Presented by: Wade Adams

	Item	Executive Summary / Key Points	For information or decision
1	Capital Programme & major works	Maintaining decency upgrading kitchens, bathrooms, electrics continues across the City as does a roof replacement programme. Surveys to capture property information including energy performance information are ongoing with 4,000 planned for 2017/18 citywide.	Information
2	Area Regeneration and Environmental Issues	<p>Demolition Crossfield, Bestwood – garage site identified for demolition with discussion to be held about land use afterwards.</p> <p>New build Tunstall Drive, Basford - NCH are currently working through feasibility studies for this site, with a view to delivering around 10 new family homes.</p> <p>Padstow, Bestwood Draft plans of the exciting Padstow development will be shared with internal stakeholders during May for advice and comment; this is to support the master planning process.</p> <p>Eastglade, Bestwood</p>	Information

		<p>An inspirational development of 44 eco homes and a community food growing facility, to be owned, built and managed by NCH</p> <p>Hazel Hill Crescent, Bestwood Three bungalows available for May 2017</p> <p>Hazel Hill, Bestwood Twenty one bungalows scheduled for completion in October 2017</p> <p>Gautries Close, Bestwood Five new family homes scheduled to complete in October.</p> <p>Amber Hill, Bestwood Eight new homes are all at roofing stage. New tenants are expected to move in at the end of August.</p> <p><u>Bestwood</u> The second phase of the major fencing scheme on Leybourne Drive is now complete and has been well received. We are now in the process of quoting the remainder of the street with a view to approve further funding at September’s Area Committee and a delivery late Autumn/winter 2017.</p> <p><u>Basford</u> We are still waiting for NCC to confirm plans and final costings for the Toton Close Project as funding was agreed at Area Committee in June 2015 and is on hold until designs agreed and consultation undertaken with residents. We can then agree start date for this project to be delivered.</p>	
3	Key messages from the Tenant and Leasehold Congress	<p>Tenant and Leaseholder Awards 2017</p> <p>“NCH successfully hosted its fourth annual Tenant and Leaseholder Awards ceremony on 29th March 2017. We had an outstanding amount of</p>	Information

	<p>nominations for many local individuals, projects and community groups, the 11 winning organisations in each category were;</p> <ul style="list-style-type: none"> • Tenant and Leaseholder of the Year – Abdoulie Jah and Adele Brooksbank • Best Youth Initiative – Switch Up Boxing club • Best Green Initiative – Windmill Community Garden • Best Sporting Achievement – STOP TRA • Outstanding Achievement in Learning or Self-development - Sarita-Marie Rehman Wall • Best Community Event - Broxtowe Community Club TRA • Best Older Persons Initiative – The residents of Marinor Court • Community Group of the Year – Greens Mill Community Garden • Good Neighbour Award – Duncan Patrick • Community Safety Award – NCH ACE Inspectors • Equality and Diversity Award – Tasty Tuesdays <p>NCH will be having an open nomination process throughout 2017 so that projects and individuals can be nominated anytime throughout the year.</p> <p>My Neighbours, My Neighbourhood – Get Involved at NCH We're looking for resident volunteers to work with us to improve services. Experience and qualifications are not necessary as we can help residents with everything they need to be successful by offering free training through the Tenant Academy aswell as one to one support from the Tenant Involvement Team and local Housing Patch Managers.</p> <p>It's a great way for residents to give back to the their communities and be there for other people who need extra support. There are a variety of opportunities available:</p> <p>Communications Volunteer – Help us make sure this newsletter, our</p>	
--	---	--








	<p>website, events and publications are covering the issues that matter most to you.</p> <p>Equalities Panel Volunteer – help us to offer services that meet everyone's different needs – and help us build strong communities based on mutual respect.</p> <p>Customer Excellence Panel Volunteer – help us to review our services and work with us to identify ways we can improve.</p> <p>Complaints Panel Volunteer – help us to understand how we're doing and where we need to improve by making sure we're dealing with complaints correctly and that our services are fair.</p> <p>ACE Inspector – help us to review our services and make recommendations to improve quality of our neighbourhoods</p> <p>Street or Block Champion – be an important voice for your area, providing a valuable link between us and your neighbourhood.</p> <p>For further details, please contact: The Tenant Involvement Team on 0115 7469100 or email involved@nottinghamcityhomes.org.uk You can also complete an online expression of interest at www.nottinghamcityhomes.org.uk/expression-of-interest</p> <p>Best Garden Competition 2017 The best garden competition has been held every year in Nottingham for more than 80 years. It recognises the genuine pride taken by the people who live on our estates in looking after their gardens and helping us to achieve our vision of creating homes and places where people want to live.</p> <p>The 2017 competition is now open. The categories are as follows:</p>	
--	--	--

	<p>Area Categories</p> <ul style="list-style-type: none">• Aspley, Strelley, Broxtowe and Beechdale• Bilbrough• Lenton, Meadows and Wollaton• Bulwell, Highbury Vale, Stockhill and Basford• Radford and Hyson Green• Clifton• Bestwood and Sherwood• Mapperley, St Anns , Colwick and Sneinton <p>Best Container Display Including hanging baskets, tubs, window boxes, balconies and planters</p> <p>Best Community Garden For groups of people working on a garden together. This includes Independent Living communal gardens.</p> <p>Best Horticultural Enterprise For people or groups who are growing their own produce and eating or donating what they grow.</p> <p>Best School Garden Open to all Nottingham City Schools that have gardens which are looked after by the pupils.</p> <p>You can enter by calling 0115 7469100 or emailing involved@nottinghamcityhomes.org.uk, or you can enter online at www.nottinghamcityhomes.org.uk – and search ‘The Garden Competition’.</p> <p>Deadline is Friday 23 June 2017.</p>	
--	--	--

		<p>Tenant Academy</p> <p>All tenant Academy courses are free to NCH tenants and groups. A range of courses are available for tenants and leaseholders to access from online training, money saving advice, 121 support for over 60 and brushing up your IT skills. We also offer workshops for painting and decorating, photography, film making and youth drama.</p> <p>For a full list of courses in the Tenant Academy Prospectus and booking details contact the Involvement Team on 0115 746 9100 or visit the website: http://www.nottinghamcityhomes.org.uk/get-involved/tenant-academy/</p>	
4	Tenant and Residents Associations updates	<p>Highbury Vale TRA</p> <p>The group are currently looking at potentially amalgamating with another local group due to the lack of numbers. Anyone interested in getting more involved in the group should contact the Tenant and Leaseholder Involvement Team on 0115 746 9100</p> <p>Stockhill and Ladbrooke Tenants and Residents (SALTAR)</p> <p>The group continue to hold their monthly meetings to advocate for improvements in the park and surrounding neighbourhoods at the Pavilion in Stockhill Park.</p> <p>Rosegay TRA</p> <p>The group continue to work on issues that are of interest and concern to local residents and are providing football sessions for local children. The group recently held there annual AGM and committee members were appointed.</p>	Information
5	Area Performance Figures	See below	Information
6	Good news stories & positive publicity	Nottingham City Homes working in partnership with Nottingham City Council's legal section, obtained an Outright Possession Order from the	Information







		<p>Courts after finding a family member was illegally occupying a property on Bestwood Park Drive. The family member had no legal right to be at the property and refused leave when she was told to vacate.</p> <p>Nottingham City Council and Nottingham City Homes take a zero tolerance stance on unauthorised occupancy and we will always consider applying for full possession.</p>	
--	--	--	--



AC2-1 Anti-social behaviour

Performance indicator and definition	Target	2016/17			2015/16	2014/15	Latest Note
		Value	Status	Long Trend	Value	Value	
% of ASB cases resolved – Bestwood <i>Note: This PI measures the proportion of ASB cases NCH has successfully resolved. Data for this PI is not available by ward and is reported by Housing Office.</i>	99%	100%			99.56%	100%	100% target met for the month of March by HPMs managing cases on ReACT and working with complainants and alleged perpetrators to resolve ASB issues.
% of ASB cases resolved by first intervention – Bestwood <i>Note: This PI monitors how many ASB cases NCH resolved on the first intervention e.g. written warning. Data for this indicator is not available by ward and is reported by Housing Office.</i>	85%	95.43%			92.07%	88.24%	In March, one case was not resolved by warning letter so NCH had to apply to court for an injunction order which was successfully obtained.
Number of new ASB cases – Bestwood <i>Note: Data for this PI is only available by Housing Office.</i>		217			189	188	Year to date there has been a decrease in the number of new ASB cases (49) when compared to 2013/14 (69).
Tenant satisfaction with the ASB service <i>Note: . Overall tenant satisfaction with the ASB</i>	8.5				7.1	7.51	Tenant satisfaction with the ASB service has improved. We received the highest scores for the support provided, ease of reporting, and willingness to report ASB




<p><i>service - The average score (out of 10) for each survey question. Data for this indicator is not available by ward..</i></p>							<p>in the future. CommUNITY mediation service will be launched in the summer to support early intervention and is expected to positively impact on customer satisfaction To further drive performance improvement we will continue to undertake regular case supervision and regular case quality checks.</p>
--	--	--	--	--	--	--	---

AC2-2 Repairs







Performance indicator and definition	Target	2016/17			2015/16	2014/15	Latest Note
		Value	Status	Long Trend	Value	Value	
% of repairs completed in target – AC - Bestwood & Basford <i>Note: This PI monitors the proportion of repairs being completed within agreed timescales.</i>	96%	95.43%			96.39%	97.75%	WS-Mar-2017 Performance is just under target for Qtr. 4 we completed 8166 jobs in this period and 388 were completed out of target this is mostly down to scaffold work and ordering of special materials. We are in the process of modernising the Repairs and Maintenance service to gain further Value for Money and improvements in performance around these areas.
% of repairs completed in target – Basford Ward <i>Note: This PI monitors the proportion of repairs being completed within agreed timescales.</i>	96%	95.7%			96.26%	97.56%	WS-Mar-2017 Performance is just under target for Qtr. 4 we completed 5510 jobs in this period and 237 were completed out of target this is mostly down to scaffold work and ordering of special materials. We are in the process of modernising the Repairs and Maintenance service to gain further Value for Money and improvements in performance around these areas.
% of repairs completed in target – Bestwood Ward <i>Note: This PI monitors the proportion of repairs being completed within agreed timescales.</i>	96%	95.28%			96.46%	97.85%	WS-Mar-2017 Performance is just under target for Qtr. 4 we completed 2656 jobs in this period and 151 were completed out of target this is mostly down to scaffold work and ordering of special materials. We are in the process of modernising the Repairs and Maintenance service to gain further Value for Money and improvements in performance around these

<p>Tenant satisfaction with the repairs service</p> <p><i>Note: Data for this PI is only available citywide</i></p>	9.1	9.08			9.1	8.9	<p>areas.</p> <p>WS -Mar - 2016 Performance is just under target at 9.08 for the year we continue to look at introducing service improvements through the repairs modernisation and monitor customer satisfaction data to highlight and inform these service improvements. These improvements have been added to an action plan that covers the whole of R&M to improve customers satisfaction with the service. We are also currently piloting new customer service cards.</p>
---	-----	------	---	--	-----	-----	---

AC2-3 Rent Collection







Performance indicator and definition	Target	2016/17			2015/16	2014/15	Latest Note
		Value	Status	Long Trend	Value	Value	
<p>% of rent collected <i>Note: This PI measures the amount of rent collected (including tenant arrears) as a percentage of rent due for the current year. Data for this indicator is not available by ward and is reported city wide.</i> <i>Trend shows as improving if value is over 100% as arrears are decreasing.</i></p>	100%	100.29%			100.25%	100.56%	We are above target at 101.22% and showing an improvement on this point last year when we were 100.84%. We had a "Rent First" campaign in January in order to raise awareness amongst customers and staff of the importance of paying rent. This intended to ensure performance continued to hit target leading to our of year end push.
<p>% of tenancies ending due to eviction <i>Note: This PI monitors the percentage of tenants being evicted due to rent arrears and is reported citywide.</i></p>		0.36%			0.43%	0.56%	We were below target and carried out less evictions that at this point last year. We have evicted 76 tenants for rent arrears so far this financial year. At the same point last year we had evicted 83. We continue to focus on tenancy sustainment and supporting our tenants who find themselves in financial difficulty.

AC2-4a Empty properties - Average relet time







Performance indicator and definition	Target	2016/17			2015/16	2014/15	Latest Note
		Value	Status	Long Trend	Value	Value	
Average void re-let time (calendar days) – AC - Bestwood & Basford <i>Note: This PI measures how long it takes NCH to re-let empty properties from the end of the old tenancy to the start of the new tenancy</i>	25	31.91			27	30.71	See below
Average void re-let time (calendar days) – Basford Ward <i>Note: This PI measures how long it takes NCH to re-let empty properties from the end of the old tenancy to the start of the new tenancy</i>	25	40.42			33.19	24.43	The target was not met due to the letting of empty properties within Independent Living schemes where demand at times can be limited. General needs properties were let in an average of 26 days. The Lettings and Voids team are now co-located in the same office for the first time and this will lead to improved joint working to minimise the time properties remain empty.
Average void re-let time (calendar days) – Bestwood Ward <i>Note: This PI measures how long it takes NCH to re-let empty</i>	25	29.1			24.17	32.89	The target was not met due to the letting of empty properties within Independent Living schemes where demand at times can be limited.

<p><i>properties from the end of the old tenancy to the start of the new tenancy</i></p>						<p>General needs properties were let in an average of 23 days.</p> <p>The Lettings and Voids team are now co-located in the same office for the first time and this will lead to improved joint working to minimise the time properties remain empty.</p>
--	--	--	--	--	--	---







AC2-4b Empty properties - Lettable voids

Performance indicator and definition	Target	2016/17			2015/16	2014/15	Latest Note
		Value	Status	Long Trend	Value	Value	
Number of lettable voids – AC - Bestwood & Basford <i>Note: Lettable voids are empty properties available for re-letting. They will receive repair work and then be re-let to a new tenant.</i>		18			28	46	See below
Number of lettable voids – Basford Ward <i>Note: Lettable voids are empty properties available for re-letting. They will receive repair work and then be re-let to a new tenant.</i>		4			9	16	The number has decreased by 5 since the previous report
Number of lettable voids – Bestwood Ward <i>Note: Lettable voids are empty properties available for re-letting. They will receive repair work and then be re-let to a new tenant.</i>		14			19	30	The number has decreased by 5 since the previous report

AC2-4c Empty properties - Decommissioning

Performance indicator and definition	Target	2016/17			2015/16	2014/15	Latest Note
		Value	Status	Long Trend	Value	Value	
Number of empty properties awaiting decommission – AC - Bestwood & Basford <i>Note: This PI shows the number of empty properties which will not be re-let and includes those being decommissioned and / or demolished.</i>		0			1	1	None at present
Number of empty properties awaiting decommission – Basford Ward <i>Note: This PI shows the number of empty properties which will not be re-let and includes those being decommissioned and / or demolished.</i>		0			1	1	None at present
Number of empty properties awaiting decommission – Bestwood Ward <i>Note: This PI shows the number of empty properties which will not be re-let and includes those being decommissioned and / or demolished.</i>		0			0	0	None at present

AC2-5 Tenancy sustainment

Performance indicator and definition	Target	2016/17			2015/16	2014/15	Latest Note
		Value	Status	Long Trend	Value	Value	
Percentage of new tenancies sustained - AC - Bestwood & Basford <i>Note: This PI measures the number of new tenants who are still in their tenancy 12 months later.</i>	96.5%	92.6%			92.92%	95.15%	Currently behind target but HPMs working with Lettings Team to accompany at sign up to make early interventions with new customers to help sustain tenancies.
Percentage of new tenancies sustained - Basford Ward <i>Note: This PI measures the number of new tenants who are still in their tenancy 12 months later.</i>	96.5%	92.73%			93.68%	94.12%	No data available
Percentage of new tenancies sustained - Bestwood Ward <i>Note: This PI measures the number of new tenants who are still in their tenancy 12 months later.</i>	96.5%	92.54%			92.62%	95.52%	No data available

This page is intentionally left blank

BASFORD & BESTWOOD AREA COMMITTEE – 21 JUNE 2017

Title of paper:	Basford and Bestwood Wards Report	
Director(s)/ Corporate Director(s):	Dave Halstead Director of Neighbourhood Services	Wards affected: Basford & Bestwood
Report author(s) and contact details:	Dale Griffin, Neighbourhood Development Officer - Bestwood Ward 0115 8833736 dale.griffin@nottinghamcity.gov.uk Gursharan Singh Nijran Neighbourhood Development Officer – Basford Ward Tel 0115 8833734 gursharan.nijran@nottinghamcity.gov.uk	
Other colleagues who have provided input:	Heidi May, Senior Service Manager (Neighbourhood Management) 07983718859 Heidi.may@nottinghamcity.gov.uk	
Date of consultation with Portfolio Holder(s) (if relevant)	Councillor Graham Chapman 12 th November 2015	
Relevant Council Plan Key Theme:		
Strategic Regeneration and Development		X
Schools		X
Planning and Housing		X
Community Services		X
Energy, Sustainability and Customer		X
Jobs, Growth and Transport		X
Adults, Health and Community Sector		X
Children, Early Intervention and Early Years		X
Leisure and Culture		X
Resources and Neighbourhood Regeneration		X
Summary of issues (including benefits to citizens/service users):		
This report focusses on current priorities and issues facing the two wards within the Area 2 Committee and gives details of forthcoming events and activities. It also highlights the latest issues now being addressed through regular Neighbourhood Action Team (NAT) meetings.		
Recommendation(s):		
1	To note the progress on Ward priorities and other supporting information including the issues being addressed by each Neighbourhood Action Team (appendices 1-2)	
2	To note the progress made against existing Councillor pledges.	

1 REASONS FOR RECOMMENDATIONS

- 1.1 Each Area Committee has agreed priorities which link to the City Council's current ambitions contained in the latest City Council Plan 2015 - 19. Actions for each priority will be developed and led by appropriate service teams and partnerships for example Area 1 & 2 Employment and Skills Area Partnership. These priorities will be updated

for each area committee, taking into account discussions at NAT meetings and various groups and activities involving Councillors, residents and local groups.

- 1.2 The events and activities detailed in the report take account of the work which all NDOs undertake with partner organisations within the wards. It shows a range of activity in place across neighbourhoods to improve social cohesion and tackle priorities at a ward and area level.

2 BACKGROUND (INCLUDING OUTCOMES OF CONSULTATION)

- 2.1 Each Ward manages a set of priorities and key issues through regular meetings of the NAT. These meetings are led by Neighbourhood Development Officers (NDOs) and supported by core partners including Nottingham City Homes (NCH), Neighbourhood Policing, Community Protection, Early Help, City Services / Waste Management; Fire and Rescue Services and Health.
- 2.2 Ward Councillors are also invited to participate in these meetings.
- 2.3 Ward priorities are identified and informed from a range of sources including Citizens, Councillors, Partners and Officers and current issues will be updated for each area committee.
- 2.4 Ward reports also reflect some of the wider area concerns and priorities which have been either addressed previously through area committee or have been developed as part of the Area Cluster reviews. Some of these wider priorities such as youth provision will be taken forward through appropriate area focussed meetings.
- 2.5 The intention is to work towards a Ward Report which is consistent across all City wards. It will provide details of the pledges which Councillors have prioritised for their respective wards.
- 2.6 The previous Area Committee Priorities Action Plan will be incorporated within the ward plans to avoid any duplication.
- 2.7 Area Committee Chairs will be invited to review the latest Ward Reports to ensure that the format is accessible for Councillors and community representatives and there is sufficient consistency across all areas.
- 2.8 The current individual Ward priorities for Basford and Bestwood are shown in Appendix 1 and 2 respectively and will be updated for each Area Committee.
- 2.9 The ward priorities also make reference to a number of development sites which are listed within the Neighbourhood Regeneration Strategy document – Building a Better Nottingham.

3 OTHER OPTIONS CONSIDERED IN MAKING RECOMMENDATIONS

- 3.1 None

4 FINANCE COMMENTS (INCLUDING IMPLICATIONS AND VALUE FOR MONEY/VAT)

- 4.1 None

5 **LEGAL AND PROCUREMENT COMMENTS (INCLUDING RISK MANAGEMENT ISSUES, AND LEGAL, CRIME AND DISORDER ACT AND PROCUREMENT IMPLICATIONS)**

5.1 None

6 **STRATEGIC ASSETS & PROPERTY COMMENTS (FOR DECISION RELATING TO ALL PROPERTY ASSETS AND ASSOCIATED INFRASTRUCTURE) (AREA COMMITTEE REPORTS ONLY)**

6.1 None

7 **EQUALITY IMPACT ASSESSMENT**

7.1 An EIA is not required as this is not a new or changing policy, service or function. Appendix 3 highlights the forthcoming opportunities for citizens to engage in events and activities in their neighbourhoods

8 **LIST OF BACKGROUND PAPERS OTHER THAN PUBLISHED WORKS OR THOSE DISCLOSING CONFIDENTIAL OR EXEMPT INFORMATION**

8.1 None

9 **PUBLISHED DOCUMENTS REFERRED TO IN COMPILING THIS REPORT**

9.1 None

Appendix 1 – Basford Ward Report

Safer Nottingham

Priority	Progress since last Area Committee	Lead
To reduce all crime (NAT and Area Committee priority)	<ul style="list-style-type: none"> As of end of March 2017 all crime up 157 offences (12%) compared to the previous year. No patterns 	Police
To reduce anti-social behaviour in the neighbourhood priority area, focusing upon hotspots, diversionary activities and nuisance neighbours (NAT and Area Committee priority)	<ul style="list-style-type: none"> As of end of March 2017 ASB down 61 incidents (9%) compared to the previous year. <p>Community Protection team continue to be proactive in area. For April 2017, they issued the following:</p> <ul style="list-style-type: none"> Community Protection Notice – 10 Fly tip actions - 14 Dog Ops - 1 Fixed Penalty Notices (e.g. littering / dog fouling / fly tipping) - 1 <ul style="list-style-type: none"> Detached youth sessions undertaken when and where ASB reported – eg Stockhill Park 	Police, Community Protection, NCH, Early Help & Area Lead.
To take action against deliberate fire setting (NAT priority)	<ul style="list-style-type: none"> Low number of deliberate fires and no patterns. As of end of March, 17% down compared to previous year. 	Fire Service
Promote Nottingham Alert and Twitter	<ul style="list-style-type: none"> Ongoing 	Police, Community Protection

Neighbourhood Nottingham

Priority	Progress since last Area Committee	Lead
To improve the visual appearance of neighbourhoods by tackling hot spot areas and developing derelict land (NAT, Area Committee and Ward Councillor Pledges)	<ul style="list-style-type: none"> • Cleanliness score remained on target of 88 for January and February (March / April data not available yet). • Undertaking monthly Cllr ward walks. • Deep cleans: Stockhill Circus twitchell cleaned in March and Selwyn Close area programmed for late June. • Litter picks with community groups and school. Green Crescent School carried out litter pick on Vernon Park in March and Heathfield Scholl to do litter pick around the Scotland Road campus in June. <p>Housing Developments:</p> <ul style="list-style-type: none"> • Roderick Street – completed December 2016 • Northern Court – works ongoing on major development 	City Services, Community Protection, NCH and Regeneration
To complete Toton Close Grander Scheme by end of 2017	<ul style="list-style-type: none"> • Detailed design and costings complete. Consultation with residents in June 2017 	NM/NCH
Support community groups and organisations	<ul style="list-style-type: none"> • Regular meeting held to discuss ongoing issues • Events are planned and run in partnership with community groups • Support the development of CBF Gymnasium in managing the Henry Mellish Centre 	
Target litter, dog fouling and fly tipping	<ul style="list-style-type: none"> • Enforcement, education and under cover ops 	City Services, Community Protection and community groups
Promote litter picks	<ul style="list-style-type: none"> • These are carried out quarterly in partnership with schools, residents groups 	NM and community groups
Colson	<ul style="list-style-type: none"> • Continue to monitor performance and report issues to the Environment Agency and other partners such as Severn Trent. There have been significant improvements recently. 	NM, Community Protection and Environmental Health

Safety around Southwark School	<ul style="list-style-type: none"> New bollards have been installed to prevent footway parking 	NM and Traffic Management
Footways	<ul style="list-style-type: none"> Works to improve footways on Ailing Drive and Runton Drive complete. Future schemes are being evaluated. 	NM and Highways
NTIP	<ul style="list-style-type: none"> Phase 1 of works to reduce and remove trees and on Vernon Road complete. Phase 2 to be carried out in October 2017 	NM and Parks and Open Spaces
Ward Councillor Grants	<ul style="list-style-type: none"> These were awarded to a range of community groups and projects 	NM

Families Nottingham

Priority	Progress since last Area Committee	Lead
Maintain activities for young people (NAT, Area Committee and Ward Councillor Pledges)	<ul style="list-style-type: none"> Youth Strategy Group consulting schools on what activities they participate in and what they would like to see to inform future work. CBF continue to deliver free football sessions at Southwark School Early Help Early providing youth sessions at Heathfield Community Centre Additional session at Heathfield to run on Thursdays during July and August 	Early Help, Area Lead
Summer Programme	<ul style="list-style-type: none"> A number of events have been planned for the summer on Vernon Park, Stockhill Park, Brooklyn Park and Whitemoor Park. An additional event on Heathfield Park is in the planning stage Play scheme to run on Stockhill Park Sports camps at Henry Mellish Sports Centre 	NM, Area Lead and community groups
Parks	<ul style="list-style-type: none"> Stockhill Park has had new gym equipment installed and a number of improvements to the pavilion completed. Further 	Parks and community groups

	<p>improvements are planned</p> <ul style="list-style-type: none"> • Early consultation on improvements to Whitemoor Park have started with further discussions planned for the fun day on Whitemoor Park 	
--	--	--

Health Nottingham

Priority	Progress since last Area Committee	Lead
To reduce childhood obesity (NAT priority)	<ul style="list-style-type: none"> • Sports camps held at Henry Mellish during school holidays • Improved play and gym equipment on parks in Basford 	Public Health, Schools and Area Lead
Increase physical activity	<ul style="list-style-type: none"> • Gym equipment on parks • Programme of cycle rides and works by Ridewise 	Parks Ridewise

Working Nottingham

Priority	Progress since last Area Committee	Lead
To raise awareness of job opportunities and provide support to get people into employment. (NAT, Ward Councillor Pledges)	<ul style="list-style-type: none"> • Early Help and NCN providing adult learning programme at SAC. • Area Based Grant – to be reported separately to Area Committee • Step Into Work Programme – As of April 2017-18 programme deliverer changed to Bestwood Partnership • Promote job opportunities on mybasford facebook and through community networks 	NCC Economic Development Area Lead - Bestwood Partnership

List of key current issues (taken from latest NAT Review)

- Continued promotion of neighbourhood alert (over 600) and My Basford Facebook (Approximately 200)
- To promote the existing provision for young people on Heathfield and explore additional sessions in the Stockhill Park
- Undertaking regular ward walks
- Continue monitoring activities around the Colsons site after recent improvements – working with the Environment Agency to seek improvements on operation or to take enforcement action and Nottingham City Council powers
- Day of Action in June around the Selwyn Close area
- Launch of We're Watching You Campaign into Basford – summer 2017
- Ongoing targeted dog fouling and fly tipping operations, targeting the Brooklyn Bridge and Vernon Park areas.
- Promote family learning opportunities provided by NCH and local colleges
- Continue investment into the Parks in the area – focusing on Whitemoor Park and Stockhill Park
- To improve the state of trees in the area
- Improving the environment by encouraging residents to keep front areas clean
- Parking issues around schools
- Explore ways to reduce litter along the River Leen path

Opportunities for citizens to engage - forthcoming dates of events and activities

- Monthly meeting with Stockhill and Ladbrooke Tenants and Residents
- Monthly meetings with Highbury Vale Tenants and Residents
- Monthly meetings with Rosegay TRA
- Quarterly meetings with Friends of Vernon Park
- Day of Action around alleyways – February 2017, May 2017, June 2017 and October 2017
- Ward Walk – Thursday 18th May (Rosegay Estate), 22nd June(Heathfield School area)

Appendix 2 - Bestwood Ward Report

Priority	Progress since last Area Committee	Lead
To reduce all crime (NAT and Area Committee priority)	<ul style="list-style-type: none"> • As of end of March 2017 all crime up 65 offences (6%) compared to the previous year. • No patterns 	Police
To reduce anti-social behaviour in the neighbourhood priority area, focusing upon hotspots, diversionary activities and nuisance neighbours (NAT and Area Committee priority)	<ul style="list-style-type: none"> • As of end of March 2017 ASB down 200 incidents (21%) compared to the previous year. <p>Community Protection team continue to be proactive in area. For the period February – April they issued the following:</p> <ul style="list-style-type: none"> ▪ Community Protection Warning Letters (for gardens / noise) - 21 ▪ Community Protection Notice - 4 ▪ Dog Ops - 48 ▪ Fixed Penalty Notices (e.g. littering / dog fouling / fly tipping) - 27 <ul style="list-style-type: none"> • Detached youth sessions undertaken by Community Based Fitness every Monday, Wednesday and Friday. Youth ASB continues to be very quiet. 	Police, Community Protection, NCH, Early Help & Area Lead.
To take action against deliberate fire setting (NAT priority)	<ul style="list-style-type: none"> • Low number of deliberate fires (Jan – 2, Feb - 1 , March – 0) – no patterns. As of end of March 53% down compared to previous year. 	Fire Service
To address domestic violence through prevention and support services (NAT priority)	<ul style="list-style-type: none"> • Partner referral to Freedom Programme – for victims of domestic violence. January – April 2017 – Received 15 referrals. 4 attended and completed the course. May – July 2017 – Received 30 	Police and Early Help

	referrals. 12 women attended the 1 st session. <ul style="list-style-type: none"> Partners supported ‘Help a Friend’ campaign by publicising in local venues (March). 	
--	--	--

Neighbourhood Nottingham

Priority	Progress since last Area Committee	Lead
To improve the visual appearance of neighbourhoods by tackling hot spot areas and developing derelict land (NAT, Area Committee and Ward Councillor Pledges)	<ul style="list-style-type: none"> Cleanliness score remained on target of 88 for January and February (March / April data not available yet). Undertaking monthly Cllr ward walks. Deep cleans: <ul style="list-style-type: none"> February – Winterton Rise – clearance of rubbish and cut back of shrubberies April – Ranskill Gardens footpath – cut back of vegetation, moss clearance and fly tipping. May – Partnership clean up day and bulky waste awareness raising around the Welsh Estate Monthly litter picks with ‘Eco Warrior’ pupils from Southglade Primary School on Sandy Banks Nature Reserve (Feb, March, April) Continued works for WREN improvements to Hucknall Walkway including involvement of pupils and a community workshop. Continued works for s.106 improvements to Sunrise Hill Nature Reserve. Visual and accessibility improvements to the Elmbridge Shopping precinct area commenced (May 2017). <p>Housing Developments:</p> <ul style="list-style-type: none"> Amber Hill – works continue to build 8 properties expected completion in June 2017. Hazel Hill Site – works continue to build 20 bungalows expected completion in October 2017. 	City Services, Community Protection, NCH and Regeneration

	<ul style="list-style-type: none"> • Hazel Hill Crescent – works should be finalised in May to 3 properties. • Gautries Close development of five properties commenced expected to be complete by October 2017. 	
<p>To look into the parking issues at Arnold Road shops (Landcroft Crescent).</p> <p>Improve parking provision at Arnold Road shops (Leen Valley Community Centre) by creating extra parking.</p> <p>(Councillor Pledges)</p>	<ul style="list-style-type: none"> • Consultation by Traffic and Safety has been undertaken (March – April) 	Traffic and Safety

Families Nottingham

Priority	Progress since last Area Committee	Lead
Maintain activities for young people (NAT, Area Committee and Ward Councillor Pledges)	<ul style="list-style-type: none"> • Youth Strategy Group consulting schools on what activities they participate in and what they would like to see to inform future work. • CBF continue to deliver free football sessions at Southglade and three nights a week outreach around the area. • Early Help Early providing three youth sessions a week for 13-19 year olds at the Ridge. • Early Help providing four play sessions a week for 6-13 year olds at the Ridge. • Community and voluntary groups continue to deliver youth provision in the area. • All schools providing after school provision up to 4.30 pm. 	Early Help, Area Lead
Increase awareness of welfare reform	Research into causes of residents accessing food banks and	Bestwood Financial

and support services (NAT priority)	what agencies need to be doing to support this.	Resilience Group
--	---	------------------

Health Nottingham

Priority	Progress since last Area Committee	Lead
To reduce childhood obesity (NAT priority)	<ul style="list-style-type: none"> • Nutrition Team worked with SAC to provide Make Move and Munch in Feb/March at Southglade Access Centre – 6 weekly programme – cooking and physical activity. • New open access play and stay session for under 5s to start in May at Bestwood Park Church. • 1 hour outdoor activity provided in all youth and play sessions • Schools Out programme ran during Easter holidays at Southglade Leisure Centre. 	Public Health, City Care Nutrition Team, Southglade Leisure Centre, schools
To support local volunteers, raise aspirations and support community empowerment (NAT priority)	<ul style="list-style-type: none"> • Area Lead provided funding to a number of community groups to enhance their local delivery (March). • Bestwood Got Talent – auditions (January), final (March). 	NAT
To promote mental health services and mental well being (NAT and Area Committee priority)	<ul style="list-style-type: none"> • Trial appointment of Wellness in Mind to continue to June at Southglade Access Centre. • Partnership work into feasibility of a new super kitchen – aim to promote social cohesion, reduce social isolation, utilise wasted food and healthy eating. • To provide a varied programme of community events to reduce social isolation and promote community cohesion – Knights Close Bite Size Fun Day (31st May). 	Public Health, NAT, Community & Voluntary Sector

Working Nottingham

Priority	Progress since last Area Committee	Lead
To raise awareness of job opportunities and provide support to get people into	<ul style="list-style-type: none"> • Early Help and NCN providing adult learning programme at SAC. 	NCC Economic Development

employment. (NAT, Ward Councillor Pledges)	<ul style="list-style-type: none"> • Area Based Grant – to be reported separately to Area Committee • Step Into Work Programme – As of April 2017-18 programme deliverer changed to Bestwood Partnership • North Jobs Fair – (3rd March) - over 1000 attendees – 6.5% from Bestwood. 	Area Lead - Bestwood Partnership
---	--	----------------------------------

List of key current issues (taken from latest NAT Review)

- Youth Strategy Group looking at provision to identify gaps and steer work of Early Help and Area Based Grant (ABG)
- The Ridge Adventure Playground – works yet to commence
- Deployment of CCTV camera – planned movement to Belconnen area
- Ongoing targeted dog fouling operations & raising awareness of PSPO
- Parking in front of the Ridge Adventure Playground – funds required to restrict access.
- Nuisance bikes – starting to be present in area.

Opportunities for citizens to engage - forthcoming dates of events and activities

- 12th April – Cllr Ward Walk – Top valley – Welsh Estate
- 10th May – Cllr Ward Walk – Bestwood – Arnside Road / Oakington Close area
- 31st May – 11-2pm Knights Close Bite Size Fun Day
- 7th June – Cllr Ward Walk – location tbc
- 20th June – Launch of Super Kitchen 2-5pm
- 12th July – Cllr Ward Walk – location tbc
- 22nd July – Leen Valley Community Centre Fun Day 11-3pm
- 27th July – Southglade Park Live 12-4pm
- 2nd August – Bestwood Estate Community Centre Fun Day 2-4pm
- 9th August – Cllr Ward Walk – location tbc
- 30th September – 6th October – Week of Action

This page is intentionally left blank

BASFORD AND BESTWOOD AREA COMMITTEE – 21 JUNE 2017

Title of paper:	AREA CAPITAL FUND - 2017/18 Programme	
Director(s)/ Corporate Director(s):	Dave Halstead Director of Neighbourhood Services	Wards affected: Basford and Bestwood
Report author(s) and contact details:	Dale Griffin Neighbourhood Development Officer - Bestwood Ward 0115 8833736 dale.griffin@nottinghamcity.gov.uk Gursharan Singh Nijran Neighbourhood Development Officer - Basford Ward Tel 0115 8833734 gursharan.nijran@nottinghamcity.gov.uk	
Other colleagues who have provided input:	Nancy Hudson, Projects Officer, Highway Services Tel: 0115 8765633 nancy.hudson@nottinghamcity.gov.uk	
Date of consultation with Portfolio Holder(s) (if relevant)	N/A	
Relevant Council Plan Key Theme:		
Strategic Regeneration and Development		<input checked="" type="checkbox"/>
Schools		<input type="checkbox"/>
Planning and Housing		<input type="checkbox"/>
Community Services		<input type="checkbox"/>
Energy, Sustainability and Customer		<input type="checkbox"/>
Jobs, Growth and Transport		<input checked="" type="checkbox"/>
Adults, Health and Community Sector		<input type="checkbox"/>
Children, Early Intervention and Early Years		<input type="checkbox"/>
Leisure and Culture		<input type="checkbox"/>
Resources and Neighbourhood Regeneration		<input checked="" type="checkbox"/>
Summary of issues (including benefits to citizens/service users):		
This report provides Councillors with: Latest spend proposals under the Area Capital Fund including highways and footways		
Recommendation(s):		
1	Note the end of year expenditure for 2016/17 in Appendix 1.	
2	Note the Area Capital monies available to Bestwood and Basford in 2017/18 as outlined in Appendix 2.	
3	That Area Committee approves the committed Area Capital schemes in Appendix 2.	

1 REASONS FOR RECOMMENDATIONS

- 1.1 The Nottingham LTP 2011-2026 maintains a commitment to deliver local transport improvements across Nottingham's Neighbourhoods and prioritises small scale transport improvements of importance to local communities.

- 1.2 As part of the budget process Nottingham City Council approved at the Executive Board meeting on 21 February 2017 an LTP capital allocation of £1.25 million citywide between 2017-18. At the same meeting a citywide allocation of General Fund Element (public realm) of £750,000 was agreed.
- 1.3 To give opportunity for the Area Committee to make comment on suggested schemes and their progress

2 BACKGROUND (INCLUDING OUTCOMES OF CONSULTATION)

- 2.1 The Area Capital Programme was established in 2006 to improve the environment of the neighbourhoods and to create a sense of place for residents in order to improve the quality of life of local people. The improvements that have been carried out to date using this programme, have included: footpaths, fences, visual enhancements to public realm, refurbishment of parks and improvements to public buildings.
- 2.2 Resources are allocated from the Nottingham City Council general fund and the Local Transport Plan (LTP). To achieve a joint approach to environmental improvements in neighbourhoods, a greater degree of flexibility has been established to prioritise and deliver improvements so that there is a synergy in local solutions for local issues across neighbourhoods.
- 2.3 The programme of works is a rolling programme. There have been instances where schemes are started, with strong community involvement and interest, only to be altered at a later stage due to changing circumstances such as economic conditions and changes in land values.
- 2.4 The Area Committee, particularly community representatives, are invited to comment specifically on those schemes identified in the proposals column and also to consider whether certain schemes can be linked to other programmes of work in order to generate best value and create a greater impact on the local area.

3 OTHER OPTIONS CONSIDERED IN MAKING RECOMMENDATIONS

- 3.1 None.

4 FINANCE COMMENTS (INCLUDING IMPLICATIONS AND VALUE FOR MONEY/VAT)

- 4.1 Bringing together the various strands which form part of the Area Capital Programme enables the City Council to respond efficiently in delivering on public realm improvements as identified by local people.

5 LEGAL AND PROCUREMENT COMMENTS (INCLUDING RISK MANAGEMENT ISSUES, AND LEGAL, CRIME AND DISORDER ACT AND PROCUREMENT IMPLICATIONS)

- 5.1 A risk register has been produced which is regularly monitored.

6 STRATEGIC ASSETS & PROPERTY COMMENTS (FOR DECISION RELATING TO ALL PROPERTY ASSETS AND ASSOCIATED INFRASTRUCTURE) (AREA COMMITTEE REPORTS ONLY)

6.1 None.

7 EQUALITY IMPACT ASSESSMENT

7.1 An EIA is not required as this is not a new or changing policy, service or function.

8 LIST OF BACKGROUND PAPERS OTHER THAN PUBLISHED WORKS OR THOSE DISCLOSING CONFIDENTIAL OR EXEMPT INFORMATION

8.1 Highways Framework Agreement.

9 PUBLISHED DOCUMENTS REFERRED TO IN COMPILING THIS REPORT

9.1 Executive Board Report, 21 February 2017, as part of Item 8, Medium Term Financial Plan 2017/18--2019/20, under Annex 3, Capital Programme.

Appendix 1

Basford Area Capital 2016 - 2017 Programme

Basford LTP schemes

Location	Type	Councillor Prioritised / Area Committee Approved	Estimate	Estimated start date	Completed	Details
Heatherley Drive	footpaths	Approved December 2016	£49,740			Footpath reconstruction on even-numbered side of Heatherley Drive (LTP contribution) - lead service: Highway Maintenance
Runton Drive	footpaths	Approved December 2016	£14,160			Footpath reconstruction on even-numbered side of Runton Drive - lead service: Highway Maintenance
Wilkinson Street	road safety	Approved December 2016	£1,000			Contribution to traffic flow improvement scheme at Wilkinson St/Radford Rd junction - joint with Leen Valley & Berridge wards - lead service: Traffic & Safety

Total LTP schemes*

£64,900

Basford Public Realm schemes

Location	Type	Councillor Prioritised / Area Committee Approved	Estimate	Estimated start date	Completed	Details
Bagnall Road	area improvement	Approved March 2017	£1,630			Excavate two tree pits and make good footpath - lead service: Highway Maintenance
River Leen footpath	litter bins	Approved March 2017	£1,972			Funding for lockable bollards and dropped vehicle access to playing field - lead service: Highway Maintenance
Vernon Road	tree works	Approved March 2017	£7,000			Further contribution to programme of tree works at identified locations across the ward - lead service: Parks & Open Spaces
Fenton Road bus cage	road safety	Approved March 2017	£7,250			Implementation of bus stop cages on Fenton Road - lead service: Traffic & Safety
Western Boulevard	area improvement	Approved December 2016	£6,000			Installation of vehicle access on Western Boulevard - lead service: Traffic & Safety
Whitemoor Park	park improvement	Approved December 2016	£730			Removal of shelter on Whitemoor Park - lead service: Parks & Open Spaces
David Lane/Mill Street	road safety	Approved December 2016	£1,600			Installation of "keep clear" markings to improve traffic flow and prevent obstruction - lead service: Traffic & Safety
Cinderhill Island	road safety	Approved December 2016	£2,000			Installation of "keep clear" markings to improve traffic flow and prevent obstruction - lead service:

					Traffic & Safety
Wilton Street	road safety	Approved December 2016	£244		Installation of bollard to prevent vehicles crossing paved areas - lead service: Highway Maintenance
Heatherley Drive	footpaths	Approved December 2016	£12,390		Footpath reconstruction on even-numbered side of Heatherley Drive (PR contribution) - lead service: Highway Maintenance
Basford Library	area improvement	Approved December 2016	£11,000		Further contribution to programme of landscaping works to Basford Library entrance and gardens at highway frontage - lead service: Highway Delivery

Total Public Realm schemes**

£51,816

Basford Withdrawn schemes

Location	Type	Reason	Amount	Details
<i>No decommitments to date</i>				

Total Decommitted***

£0

2016 - 2017 LTP allocation

£64,900

LTP carried forward from 2015 - 2016

£0

2016 - 2017 Public Realm allocation

£38,900

Public Realm carried forward from 2015 - 2016

£13,312

Total Available 2016 - 2017 ACF

£117,112

*Less LTP schemes

- £64,900

**Less Public Realm schemes

- £51,816

***Decommitted funds

+ £0

Remaining available balance

£396

LTP element remaining

£0

Public Realm element remaining

£396

Bestwood Area Capital 2016 - 2017 Programme

Bestwood LTP schemes

Location	Type	Councillor Prioritised / Area Committee Approved	Estimate	Estimated start date	Completed	Details
Bestwood Park Drive West	road safety	Approved December 2016	£714			Installation of pedestrian safety barriers on Bestwood Park Drive West in the vicinity of Townsend Court - lead service: Highway Maintenance
Gainsford Crescent	road safety	Approved December 2016	£4,000			Implementation of six bus stop cages on Gainsford Crescent - lead service: Traffic & Safety
Schools road safety	signage and lining	Approved September 2016	£3,000			Assessment and replacement of signs / lines outside schools in identified locations across the ward - lead service: Traffic & Safety
Arnold Road shops (Sandcroft Crescent)	study/TRO	Approved by DA 8 April 2016	£8,525			Feasibility study into parking issues at Arnold Road shops and TRO/verge order to address these (subject to outcome of study) - lead service: Traffic & Safety
Arnold Road shops (Leen Valley)	TRO	Approved May 2016	£22,000			Construction of layby and implementation of TRO - lead service: Traffic & Safety

Total LTP schemes* £38,239

Bestwood Public Realm schemes

Location	Type	Councillor Prioritised / Area Committee Approved	Estimate	Estimated start date	Completed	Details
Leybourne Drive	area improvement	Approved March 2017	£18,361			Further contribution to public realm improvement scheme in partnership with NCH - lead service: NCH
Leybourne Drive	area improvement	Approved September 2016	£28,857			Contribution to public realm improvement scheme in partnership with NCH - lead service: NCH

Total Public Realm schemes** £47,218

Bestwood Withdrawn schemes

Location	Type	Reason	Amount	Details
Pedmore Valley	footpaths	underspend	£7,320	Footpath resurfacing on Pedmore Valley from steps area to Walgrave Walk (Jun-15)

Total Decommited*** £7,320

2016 - 2017 LTP allocation	£75,400
LTP carried forward from 2015 - 2016	£0
2016 - 2017 Public Realm allocation	£45,200
Public Realm carried forward from 2015 - 2016	£8,805
Total Available 2016 - 2017 ACF	£129,405
<i>*Less LTP schemes</i>	- £38,239
<i>**Less Public Realm schemes</i>	- £47,218
<i>***Decommitted funds</i>	+ £7,320
Remaining available balance	£51,268
LTP element remaining	£44,481
Public Realm element remaining	£6,787

Appendix 2

Basford Area Capital 2017 - 2018 Programme

Basford LTP schemes

Location	Type	Councillor Prioritised / Area Committee Approved	Estimate	Estimated start date	Completed	Details

Total LTP schemes*

£0

Basford Public Realm schemes

Location	Type	Councillor Prioritised / Area Committee Approved	Estimate	Estimated start date	Completed	Details

Total Public Realm schemes**

£0

Basford Withdrawn schemes

Location	Type	Reason	Amount	Details
No decommitments to date				

Total Decommitted***

£0

2017 - 2018 LTP allocation

£64,900

LTP carried forward from 2016 - 2017

£0

2017 - 2018 Public Realm allocation

£38,900

Public Realm carried forward from 2016 - 2017

£396

Total Available 2017 - 2018 ACF

£104,196

*Less LTP schemes

- £0

**Less Public Realm schemes

- £0

***Decommitted funds

+ £0

Remaining available balance

£104,196

LTP element remaining

£64,900

Public Realm element remaining

£39,296

Bestwood Area Capital 2017 - 2018 Programme

Bestwood LTP schemes

Location	Type	Councillor Prioritised / Area Committee Approved	Estimate	Estimated start date	Completed	Details
Harkstead Road	road safety	Prioritised 17 May 2017	£1,000			Installation of dropped kerb opposite Snowdon Close to improve pedestrian access - lead service: Highway Maintenance

Total LTP schemes* £1,000

Bestwood Public Realm schemes

Location	Type	Councillor Prioritised / Area Committee Approved	Estimate	Estimated start date	Completed	Details

Total Public Realm schemes** £0

Bestwood Withdrawn schemes

Location	Type	Reason	Amount	Details
<i>No decommitments to date</i>				

Total Decommited*** £0

2017 - 2018 LTP allocation £75,400

LTP carried forward from 2016 - 2017 £44,481

2017 - 2018 Public Realm allocation £45,200

Public Realm carried forward from 2016 – 2017 £6,787

Total Available 2017 - 2018 ACF £171,868

*Less LTP schemes - £1,000

**Less Public Realm schemes - £0

***Decommited funds + £0

Remaining available balance £170,868

LTP element remaining £118,881

Public Realm element remaining £51,987

This page is intentionally left blank

BASFORD AND BESTWOOD AREA COMMITTEE – 21 JUNE 2017

Title of paper:	Ward Councillor Budget	
Director(s)/ Corporate Director(s):	Dave Halstead Director of Neighbourhood Services	Wards affected: Basford and Bestwood
Report author(s) and contact details:	Dale Griffin Neighbourhood Development Officer - Bestwood Ward 0115 8833736 dale.griffin@nottinghamcity.gov.uk Gursharan Singh Nijran Neighbourhood Development Officer - Basford Ward Tel 0115 8833734 gursharan.nijran@nottinghamcity.gov.uk	
Other colleagues who have provided input:	Kate Spencer Finance Assistant 0115 876 2765 kate.spencer@nottinghamcity.gov.uk	
Date of consultation with Portfolio Holder(s)	N/A	
Relevant Council Plan Key Theme:		
Strategic Regeneration and Development		<input type="checkbox"/>
Schools		<input checked="" type="checkbox"/>
Planning and Housing		<input type="checkbox"/>
Community Services		<input checked="" type="checkbox"/>
Energy, Sustainability and Customer		<input type="checkbox"/>
Jobs, Growth and Transport		<input type="checkbox"/>
Adults, Health and Community Sector		<input checked="" type="checkbox"/>
Children, Early Intervention and Early Years		<input checked="" type="checkbox"/>
Leisure and Culture		<input checked="" type="checkbox"/>
Resources and Neighbourhood Regeneration		<input checked="" type="checkbox"/>
Summary of issues (including benefits to citizens/service users):		
This report advises this Area Committee of the use of delegated authority by the Director of Neighbourhood Services for those projects funded by Ward Councillor Budgets.		
Recommendation(s):		
1	That the Area Committee note the actions agreed by the Director of Neighbourhood Services in respect of projects and schemes within the Basford and Bestwood wards, detailed in Appendices A and B for 2016/17 and Appendices C and D for 2017/18. Note the new allocations for 2017-2018 of £5,000 for each Councillor.	

1 REASONS FOR RECOMMENDATIONS

- 1.1 Records detailing Ward Councillors spending decisions and consultation are shown in the attached Appendices. In accordance with the Constitution the Area Committee is required to note spending decisions taken by Ward Councillors. This report outlines the spending decisions since the last Area Committee during 2016/17 and those for 2017/18.

2 BACKGROUND (INCLUDING OUTCOMES OF CONSULTATION)

- 2.1 This action follows the arrangements established by the Executive Board to allow for spending approvals through individual Ward Councillor budget allocations.

3 OTHER OPTIONS CONSIDERED IN MAKING RECOMMENDATIONS

- 3.1 Not to provide the funding outlined in Appendices A, B, C and D but the funding requested will provide additional services or benefit to residents of this area.

4 FINANCE COMMENTS (INCLUDING IMPLICATIONS AND VALUE FOR MONEY/VAT)

- 4.1 Ward Councillors have an individual allocation for 2017/18 of £5,000.
- 4.2 The full balance has not been allocated. Further projects will be reported to a subsequent committee.

5 LEGAL AND PROCUREMENT COMMENTS (INCLUDING RISK MANAGEMENT ISSUES, AND LEGAL, CRIME AND DISORDER ACT AND PROCUREMENT IMPLICATIONS)

- 5.1 These arrangements provide transparency and regulation to the spending of individual Ward Councillor allocation.
- 5.2 The funds allocated by Area Committee are used to address diverse needs from various sections of the community and reduce inequalities.

6 STRATEGIC ASSETS & PROPERTY COMMENTS (FOR DECISION RELATING TO ALL PROPERTY ASSETS AND ASSOCIATED INFRASTRUCTURE) (AREA COMMITTEE REPORTS ONLY)

- 6.1 None.

7 EQUALITY IMPACT ASSESSMENT

- 7.1 An EIA is not needed (report does not contain proposals. Individual Councillors make decisions about their allocations and many groups funded seek to reduce inequalities)

8 LIST OF BACKGROUND PAPERS OTHER THAN PUBLISHED WORKS OR THOSE DISCLOSING CONFIDENTIAL OR EXEMPT INFORMATION

- 8.1 Delegated authority for each scheme listed in Appendices A & B is held by the Constitutional Services team.

9 PUBLISHED DOCUMENTS REFERRED TO IN COMPILING THIS REPORT

- 9.1 None.

APPENDIX A

Basford Ward Budget Allocations 2016/17

Allocated Schemes: Basford Ward	Councillor(s)	Amount (total)
Basford EIP Book Vouchers	Arnold, Norris and Woodings	£5,195
Residential Music Camp	Arnold, Norris and Woodings	£240
Literacy Club Volunteers	Arnold, Norris and Woodings	£340
Our Ladies Church Hall IT Equipment	Arnold, Norris and Woodings	£350
Vernon Park Summer Fun Day 2016	Arnold, Norris and Woodings	£3,500
Highbury Vale Summer Fun Day	Arnold, Norris and Woodings	£650
Stockhill Park Summer Fun Day	Arnold, Norris and Woodings	£750
Rosegay Football Programme 2016	Arnold, Norris and Woodings	£900
Highbury Olympics	Arnold, Norris and Woodings	£500
Highbury Xmas Playscheme and Party	Arnold, Norris and Woodings	£750
Artwork for environemantal schemes	Arnold, Norris and Woodings	£675
Stockhill Xmas Event	Arnold, Norris and Woodings	£300
Brownies Trip	Arnold, Norris and Woodings	£150
Jumping Djembes Drumming project	Arnold, Norris and Woodings	£400
New Generation Community Hub	Arnold, Norris and Woodings	£1,500
Basford Library Consultation Event	Arnold, Norris and Woodings	£150
SALTAR Easter and Summer programme	Arnold, Norris and Woodings	£1,250
Brooklyn Park Summer Fun Day	Arnold, Norris and Woodings	£650
Vernon Park Summer Fun Day	Arnold, Norris and Woodings	£3,500

Schemes to be de-committed: Basford Ward	Councillor(s)	Amount (total)
---	----------------------	-----------------------

Balance brought forward 2015/16	£13,141
Allocation 2016/17	£15,000
Total available allocation	£28,141
Total allocated at 28/02/17	£21,750
Total unallocated at 28/02/17	£6,391

APPENDIX B

Bestwood Ward Budget Allocations 2016/17

Allocated Schemes: Bestwood Ward	Councillor(s)	Amount (total)
Southglade Library Garden	Grocock, Smith and Wildgust	£375
Bestwood Christmas Event 2016	Grocock, Smith and Wildgust	£13,500
Bestwood's Got Talent 2017	Grocock, Smith and Wildgust	£1,000
Money Box – schools savings project	Grocock, Smith and Wildgust	£250
Love You Love Bestwood Community Event - September	Grocock, Smith and Wildgust	£565
Southglade Park Live 2017	Grocock, Smith and Wildgust	£1500
Nottingham African Women Empowerment Forum - workshop	Grocock, Smith and Wildgust	£500
Southglade Primary School – Houses of Parliament	Grocock, Smith and Wildgust	£250
Top Valley Academy Outward Bound Trip	Grocock, Smith and Wildgust	£600
St Margaret's Clitherow School – Gardening Project	Grocock, Smith and Wildgust	£100
Aspire Partnership – be kind campaign	Grocock, Smith and Wildgust	£1,875
Southglade Library Christmas Puppet Show	Grocock, Smith and Wildgust	£100
Southglade Primary School litter picking equipment	Grocock, Smith and Wildgust	£620
Bestwood Park Church Craft Materials	Grocock, Smith and Wildgust	£260

Schemes to be de-committed: Bestwood Ward	Councillor(s)	Amount
Bestwood Christmas Event 2016	Grocock, Smith and Wildgust	£2,064
Southglade Primary School litter picking equipment	Grocock, Smith and Wildgust	£191

Balance Brought forward 2015/16	£10,176
Allocation 2016/17	£15,000
Total Available Allocation	£25,176
Total de-committed	£2,255
Total allocated at 28/2/17	£19,240
Total unallocated at 28/2/17	£5,936

APPENDIX C

Basford Ward Budget Allocations 2017/18

Allocated Schemes: Basford Ward	Councillor(s)	Amount (total)

Schemes to be de-committed	Councillor(s)	Amount (total)

Balance brought forward 2016/17	£6,391
Allocation 2017/18	£15,000
Total available allocation	£21,391
Total allocated at 08/05/17	
Total unallocated at 08/05/17	£21,391

APPENDIX D

Bestwood Ward Budget Allocations 2017/18

Allocated Schemes: Bestwood Ward	Councillor(s)	Amount (total)
Knights Close Bite Size Fun Day	Grocock, Smith and Wildgust	£300

Schemes to be de-committed	Councillor(s)	Amount

Balance Brought forward 2016/17	£5,936
Allocation 2017/18	£15,000
Total Available Allocation	£20,936
Total allocated at 8/5/17	£300
Total unallocated at 8/5/17	£20,636

